

Point Loma Cluster Demographics and Assessment Information

The screenshot shows the homepage of the Point Loma Cluster Schools website. At the top, the text "POINT LOMA CLUSTER SCHOOLS" is displayed in a large, stylized font. To the right, there is a sign-up form for an email list with the text "join the point loma cluster schools e-mail list", an input field labeled "Enter Your Email", a "GO" button, and a link for "Privacy by Safescribe". Below this, the slogan "LEARNING TOGETHER @ LIGHTSPEED!" is centered. The main content area features a grid of ten school photos, each with a caption: "point loma high", "correia middle", "dana middle", "barnard elementary", "cabrillo elementary", "dewey elementary", "loma portal elementary", "ocean beach elementary", "silver gate elementary", and "sunset view elementary". A large blue button at the bottom of the grid says "Click Here to Donate to PLCS Foundation". On the right side, there is a vertical navigation menu with links: "Home", "About PLCS Foundation", "Digital Filing Cabinet", "Audio / Video", "Reference Links", "Community Events", "Committees", "Go Green!", "Sound Off", "Photo Album", and "Contact Us". At the bottom of the menu is a "LIVE HOMEWORK HELP" logo and a "Google Translate" dropdown.

September 2009

About the Point Loma Cluster


The Point Loma Cluster consists of ten public schools located in the Point Loma area of San Diego, California. Part of the San Diego Unified School District, the Cluster has 10 schools which serve over 6,000 students in grades K-12.

About the Point Loma Cluster Schools Foundation (PLCS)

In 2006, a group of parents, teachers, and principals from each school engaged in a strategic planning process to develop a unified vision for the Point Loma Cluster. Called the Point Loma Cluster Schools Foundation (PLCS).

PLCS Vision

The Point Loma Cluster Schools, through innovative practices and collaborative efforts, will be the model of educational excellence; inspiring passionate life-long learners, critical thinkers, unbounded achievers, and responsible global citizens.



www.pointlomacluster.com

Cluster Schools (Grades) Principal

Sunset View (K-4)	Jackie McCabe
Silver Gate (K-4)	Sandy McClure
Ocean Beach ((K-4)	Margaret Johnson
Loma Portal (K-4)	Glenda Gerde
Cabrillo (K-4)	Nestor Suarez
Dewey (K-4)	Tanya Belsan
Barnard (K-4)	Ed Park
Dana Middle (5-6)	Diane Ryan
Correia Middle (6-8)	Patty Ladd
Point Loma HS (9-12)	Bobbie Samilson

District Administration / School Board

Grades K thru 4

SIO Mitz Merino
CIO Grenita Lathan

Grades 6-8

SIO Robert Grano
CIO Sid Salazar

High School (PLHS)

SIO Dianna Carrberry
CIO Sid Salazar

School Board Representative

John de Beck

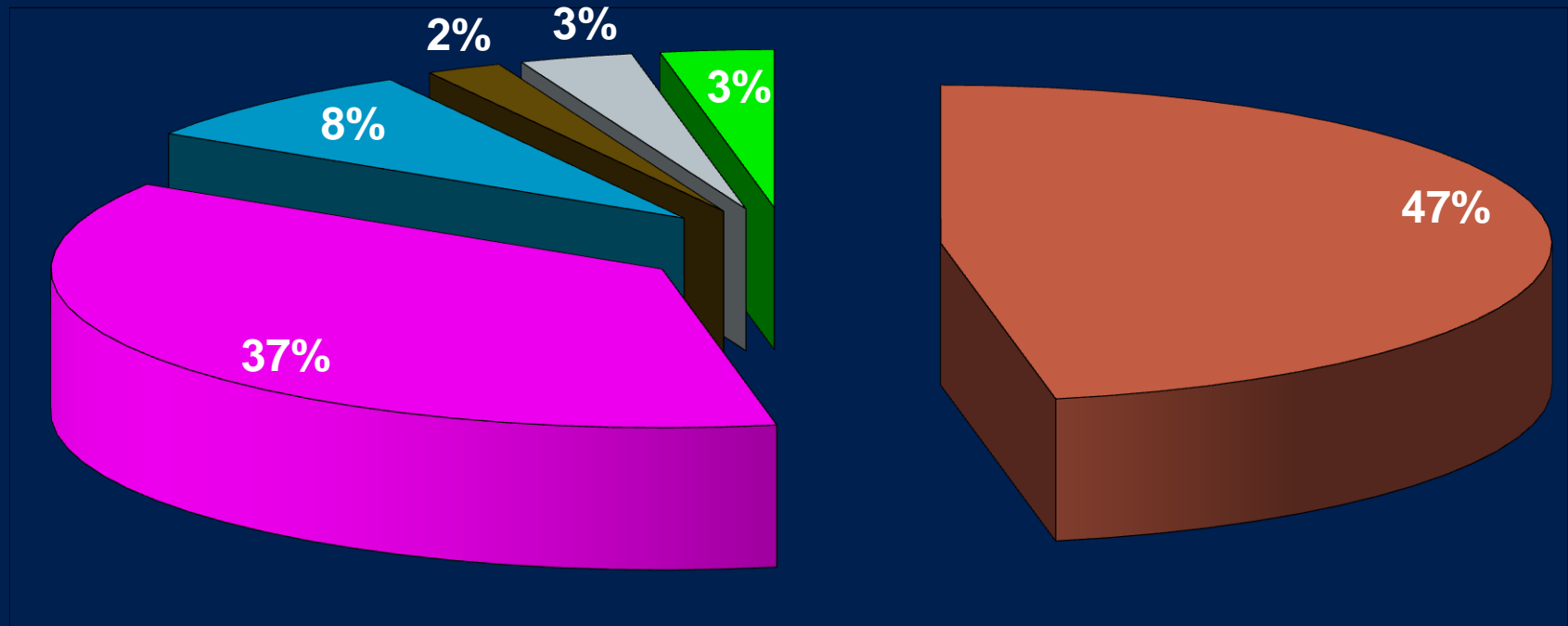


Cluster Quick Facts

- 10 schools
- Over 6,000 students / App. 500+/- per grade
- 15% English Language Learners
- 45% Qualify For Free Lunch
- 30% GATE students
- 14% Students with disabilities
- 67% Proficient in English Language Arts (2009)
- 66% Proficient in Math (2009)
- Student Population
 - 1/3 grades K – 4
 - 1/3 grades 5 – 8
 - 1/3 grades 9 -12

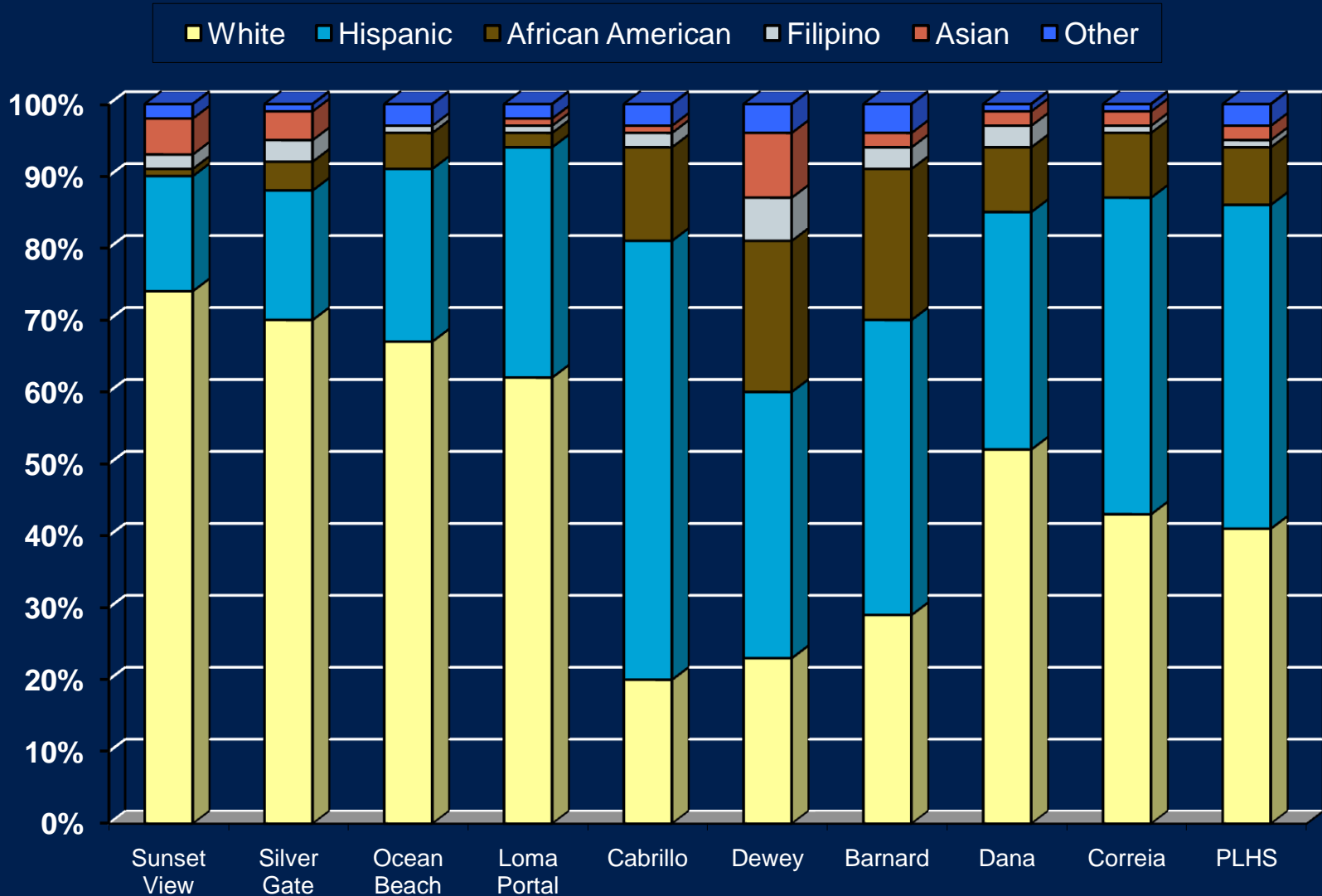


White Hispanic African American Filipino Asian Other

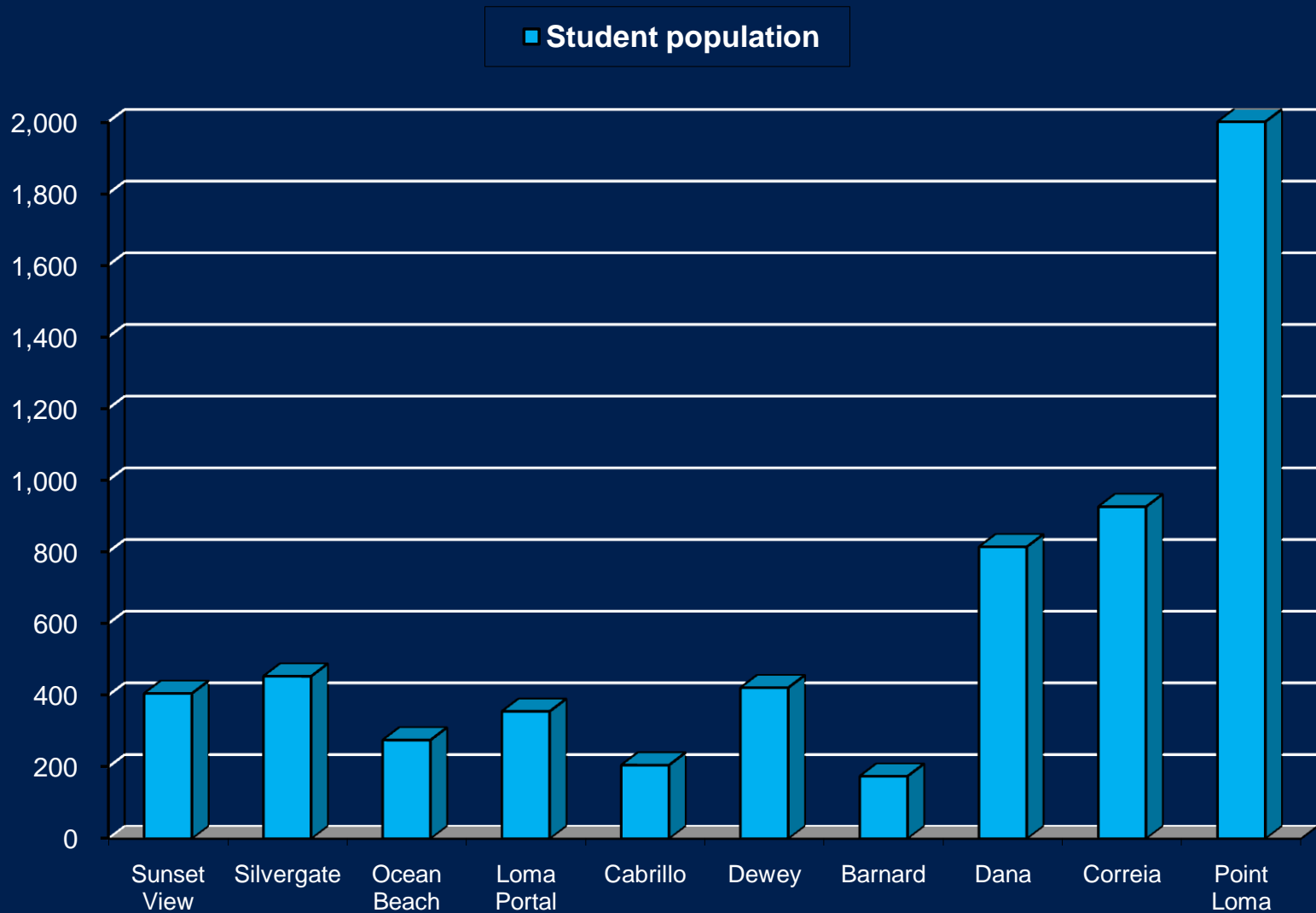


10 schools, over 6,200 students.....diversity is a strength of our Cluster schools.

School Demographics - 2009

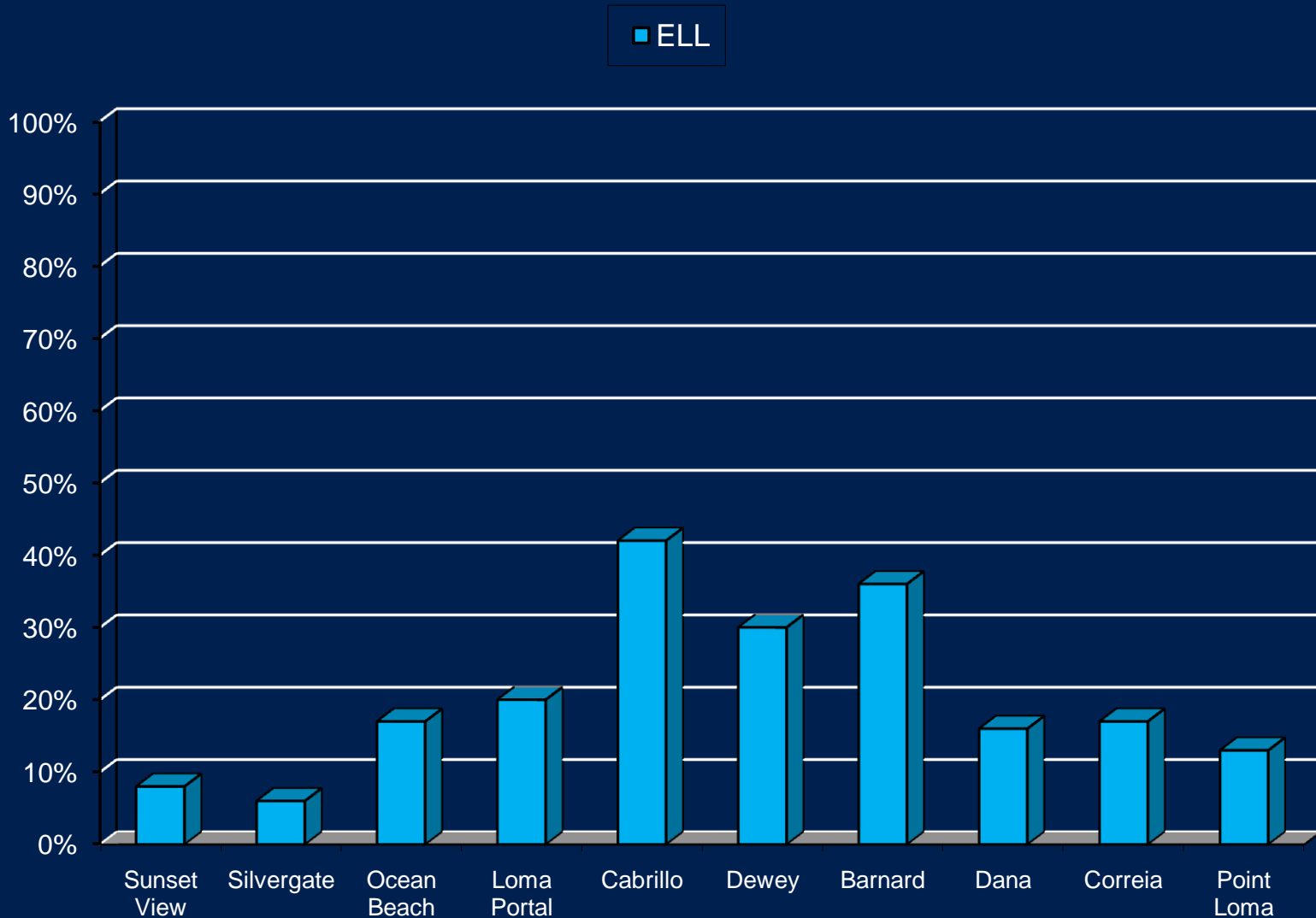


Cluster student population by cluster school.....



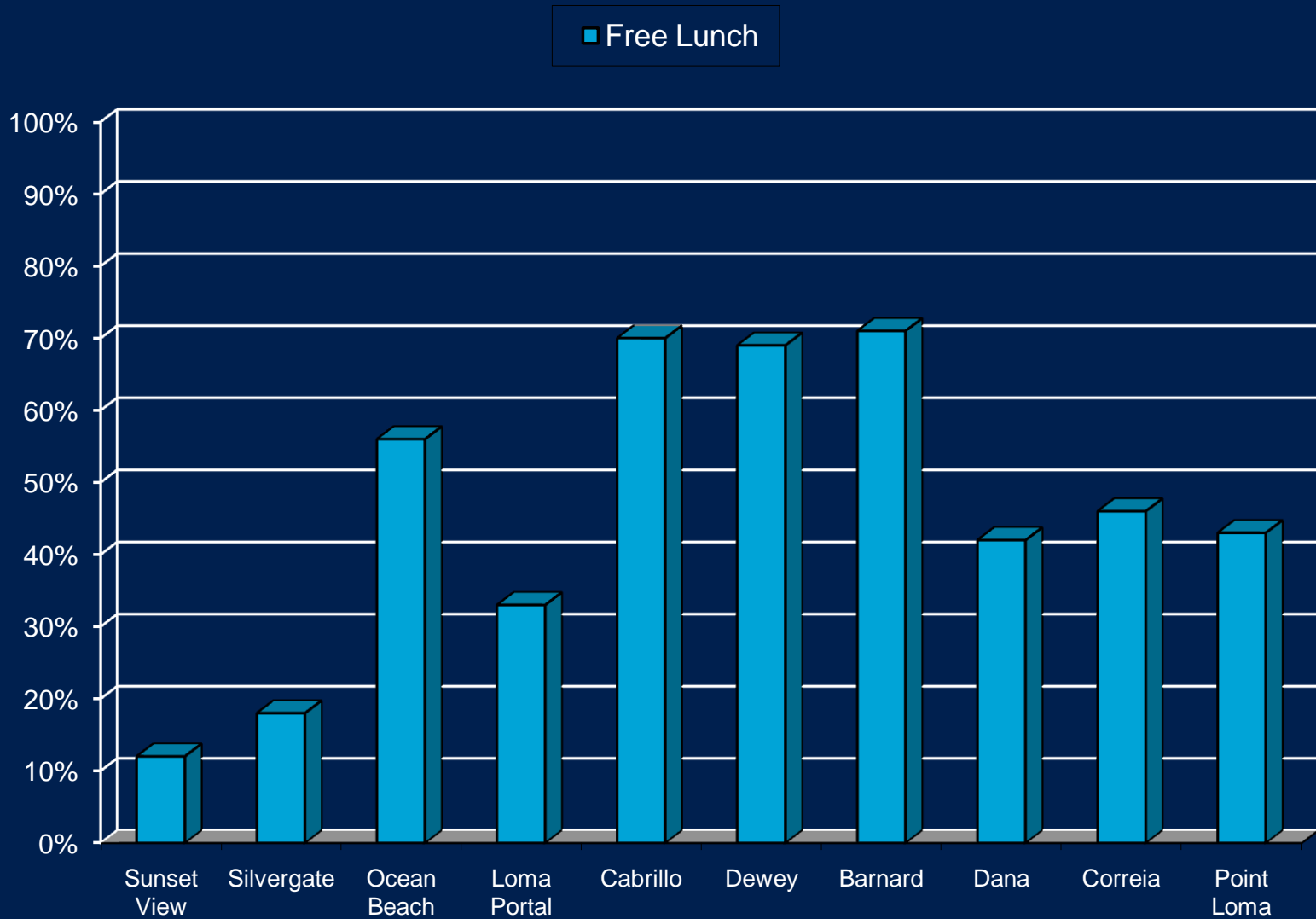
Elementary schools range between 200 and 400 students....

Student Demographics – English Lang. Learners - 2009



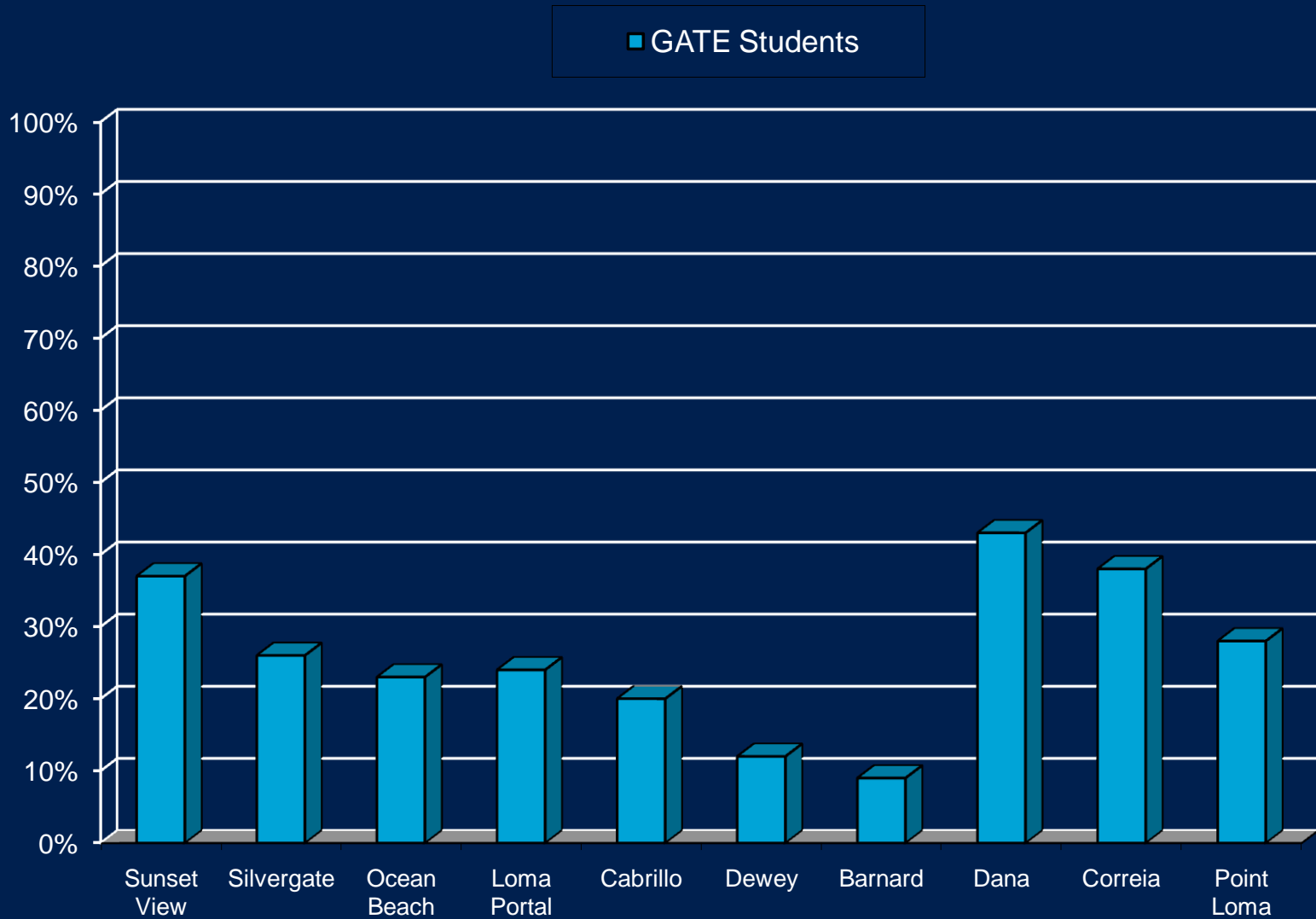
15% of Cluster students are English Language Learners (ELL) by school.....

Student Demographics – Free Lunch - 2009



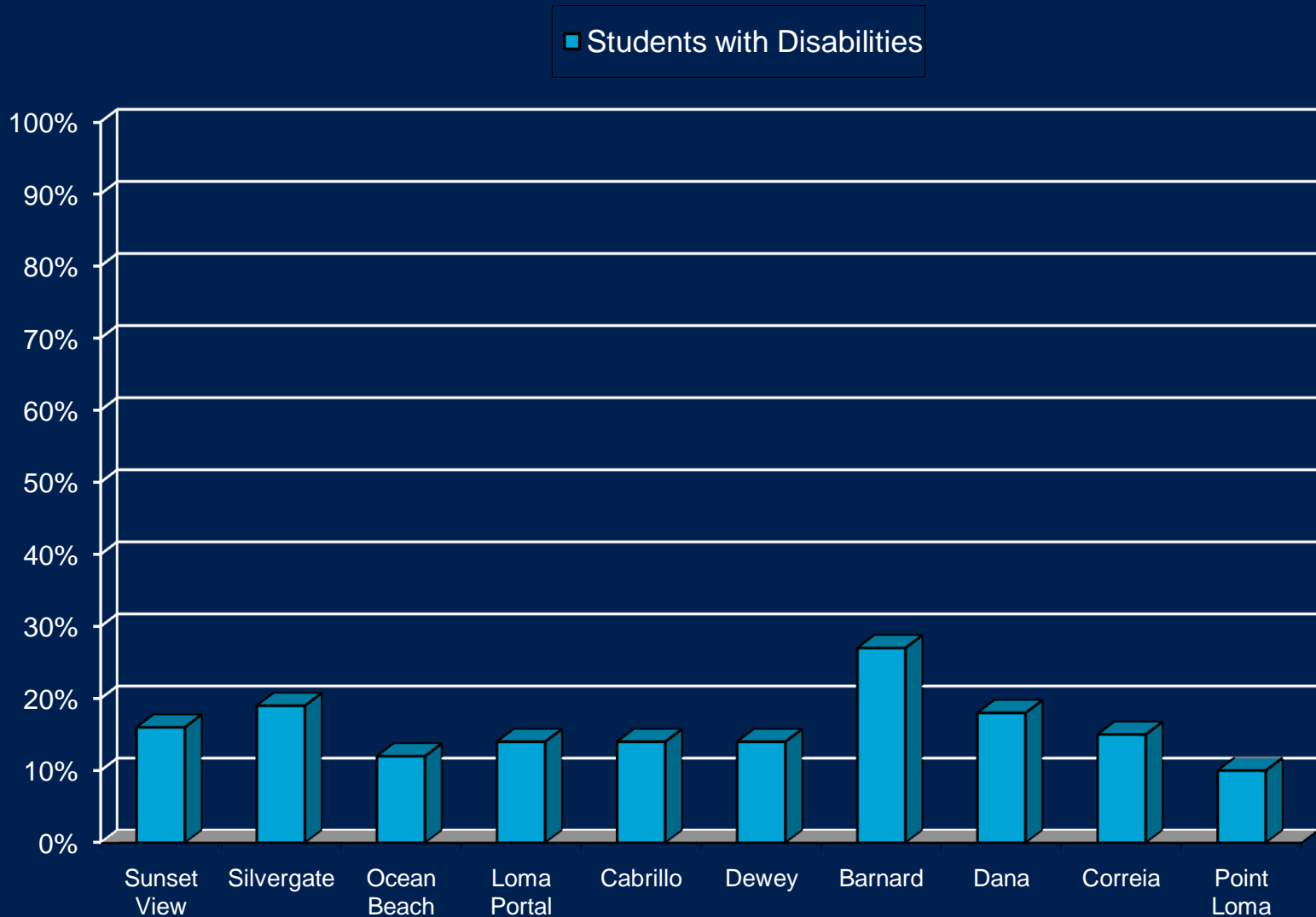
46% of Cluster students qualify for free lunch program.

Student Demographics – GATE Students - 2009



30% of Cluster students are GATE.

Student Demographics – Students w/ Disabilities - 2009



10% of Cluster students with learning disabilities – special education.

About The



Academic Performance Index (API)

and



Adequate Yearly Progress (AYP)

API = Academic Performance Index

- How much a school is improving year to year based on its API.
- Target = 800. If less, school must meet annual target
- All subgroups do not need to meet for school to pass.

API and AYP Define Subgroups

AYP = Adequate Yearly Progress

- How well schools are meeting common standards of academic performance
- Target = % of students proficient
- School and subgroups must meet for school to pass

Subgroups (Ethnic and Racial)

White

Hispanic

African American

Filipino

Asian

Pacific Islander

Other

Socioeconomic Disadvantaged

English Language Learners

Students with Disabilities

API = Academic Performance Index

- How much a school is improving year to year based on its API.



API Target 800 (Range 200 to 1000)

<u>2008 Base</u>	<u>2008-09 Target</u>
200 – 690	5% of the difference between Base API target of 800
691 – 795	Gain of 5 points
796	Gain of 4 points
797	Gain of 3 points
798	Gain of 2 points
799	Gain of 1 point
800 or more	Must maintain at least 800

AYP = Adequate Yearly Performance

- How well schools are meeting common standards of academic performance.



AYP Target % Proficient - 2009

School and all subgroups must meet AYP Target Proficient Level for Math and English Language Arts.

<u>Elementary / Middle Schools</u>	
Math =	46.0%
English-Language Arts =	47.5%
<u>High School</u>	
Math =	44.5%
English-Language Arts =	43.5%

Adequate Yearly Performance (AYP)

- AYP Is a Series of academic goals set by state
- Criteria:
 1. Student Participation on Statewide tests
 2. % of students scoring at the “Proficiency Level” or above in English Language Arts (ELA) and Math (Schoolwide and Subgroups)
 3. API Growth (min of 620 School API or 1 point)
 4. Graduation Rate (at least 83%)
- Subgroups Must Have Significant Student Population To Count
- Schools that fail to meet AYP for 2 consecutive years go into Program Improvement (PI).

Key Changes to the 2009 AYP and 2009-10 PI Reports

- The required percentage of students proficiency:

Elementary Schools & Middle schools

English-language arts (ELA)	46.0%
Mathematics	47.5%

High Schools

English-language arts (ELA)	44.5%
Mathematics	43.5%

- To meet the API requirement for AYP purposes, a school must demonstrate a growth of at least one point or a minimum API score of at least **650**.
- To meet the graduation rate requirement, a high school must demonstrate an improvement of at least 0.1 from the previous year's rate or an improvement in the rate of at least 0.2 in the average two-year rate or a minimum rate of at least 83.1.
- The AYP targets will continue to increase annually until 2014.

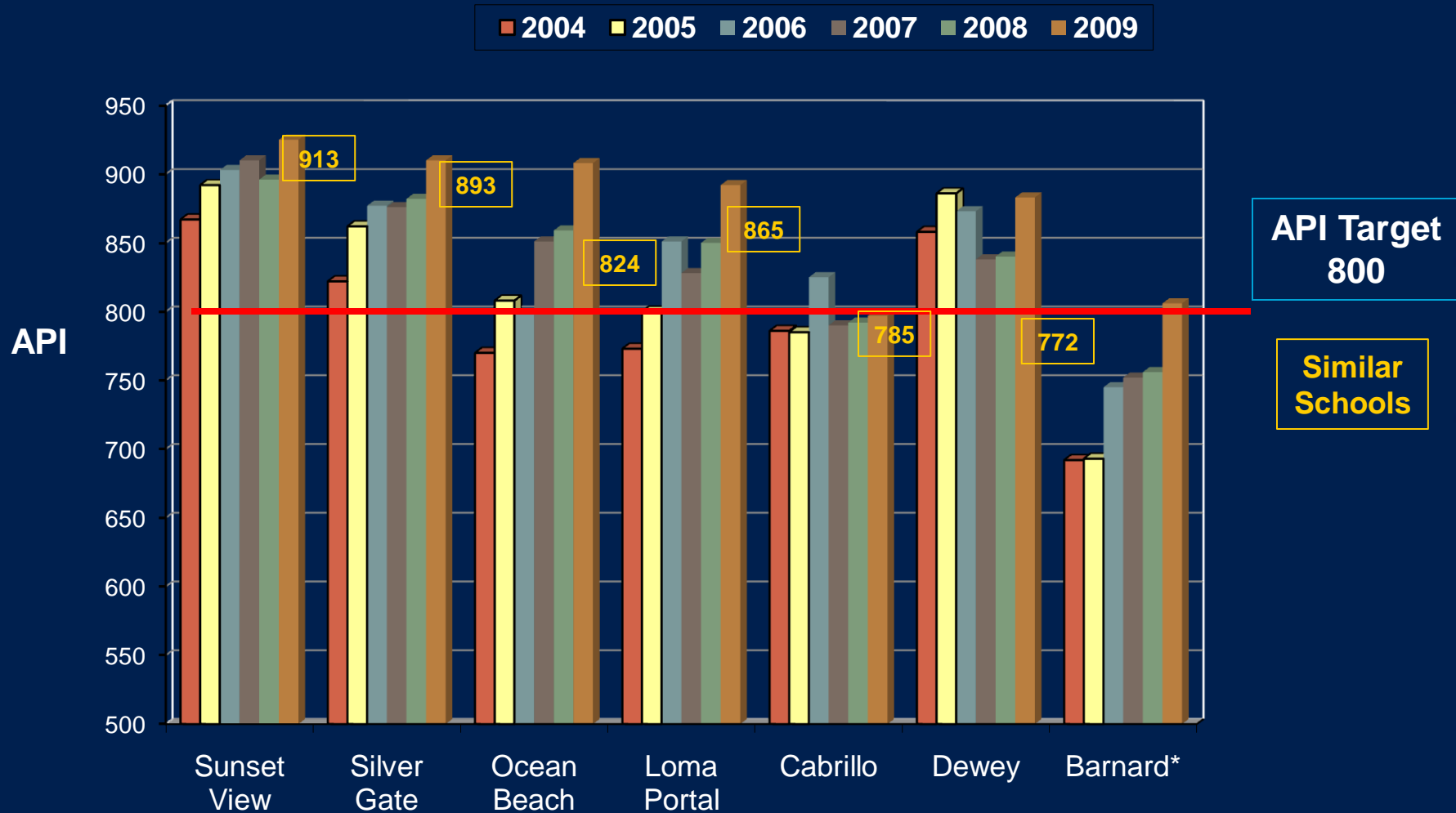
Program Improvement School Alternatives – Restructuring

Year / Did Not Meet AYP	Three	Four	Five	Six	Seven
	School Improvement	School Improvement	Corrective Action	Restructuring	Restructuring
PI Year	Year 1	Year 2	Year 3	Year 4	Year 5

Restructure Alternatives

- Close the school and reopen it as a charter school
- Replace all or most of the school staff (which may include the principal) who are relevant to the failure to make AYP
- Enter into a contract with an entity, such as a private management company with a demonstrated record of effectiveness, to operate the public school
- Turn the operation of the school over to the SEA, if permitted under law and agreed to by the state. **(This is not an available option in California.)**
- Implement any other major restructuring of the school's governance arrangement that makes fundamental reforms and leads to improved student achievement

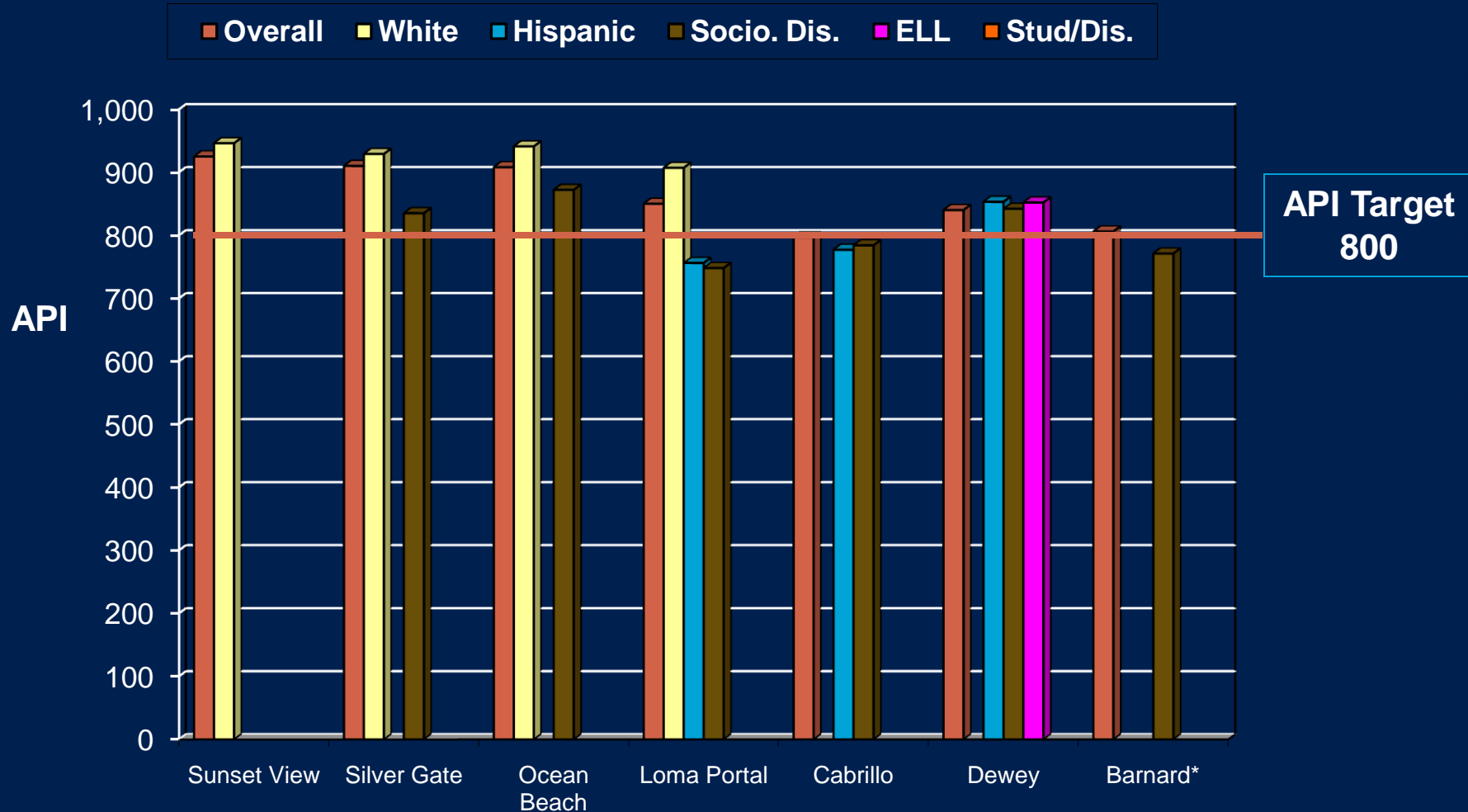
API 5 Years - Elementary Schools



API for elementary schools

Note *Barnard not large enough student population to be statistically relevant.

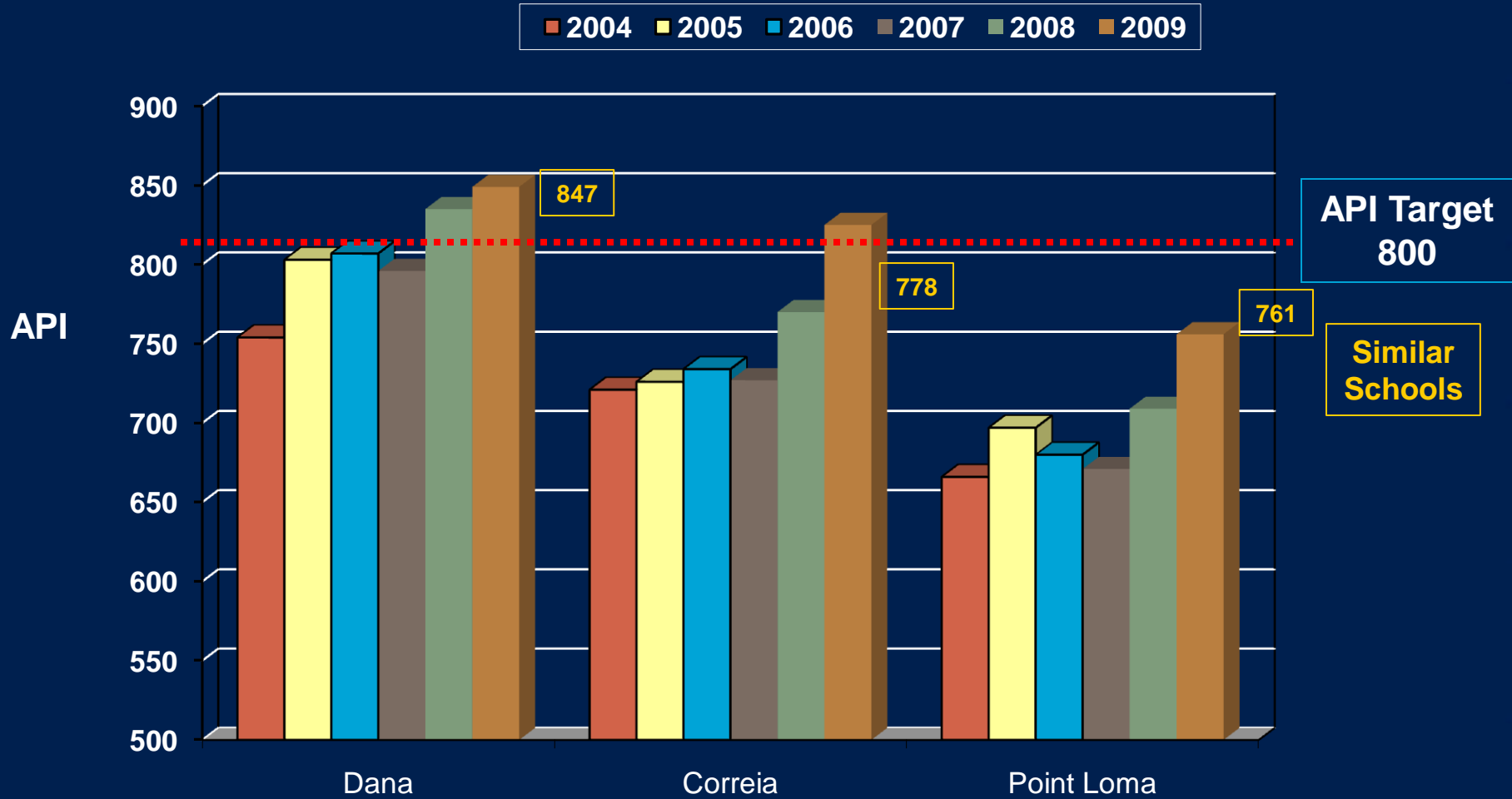
API 2009 Breakdown - Elementary Schools



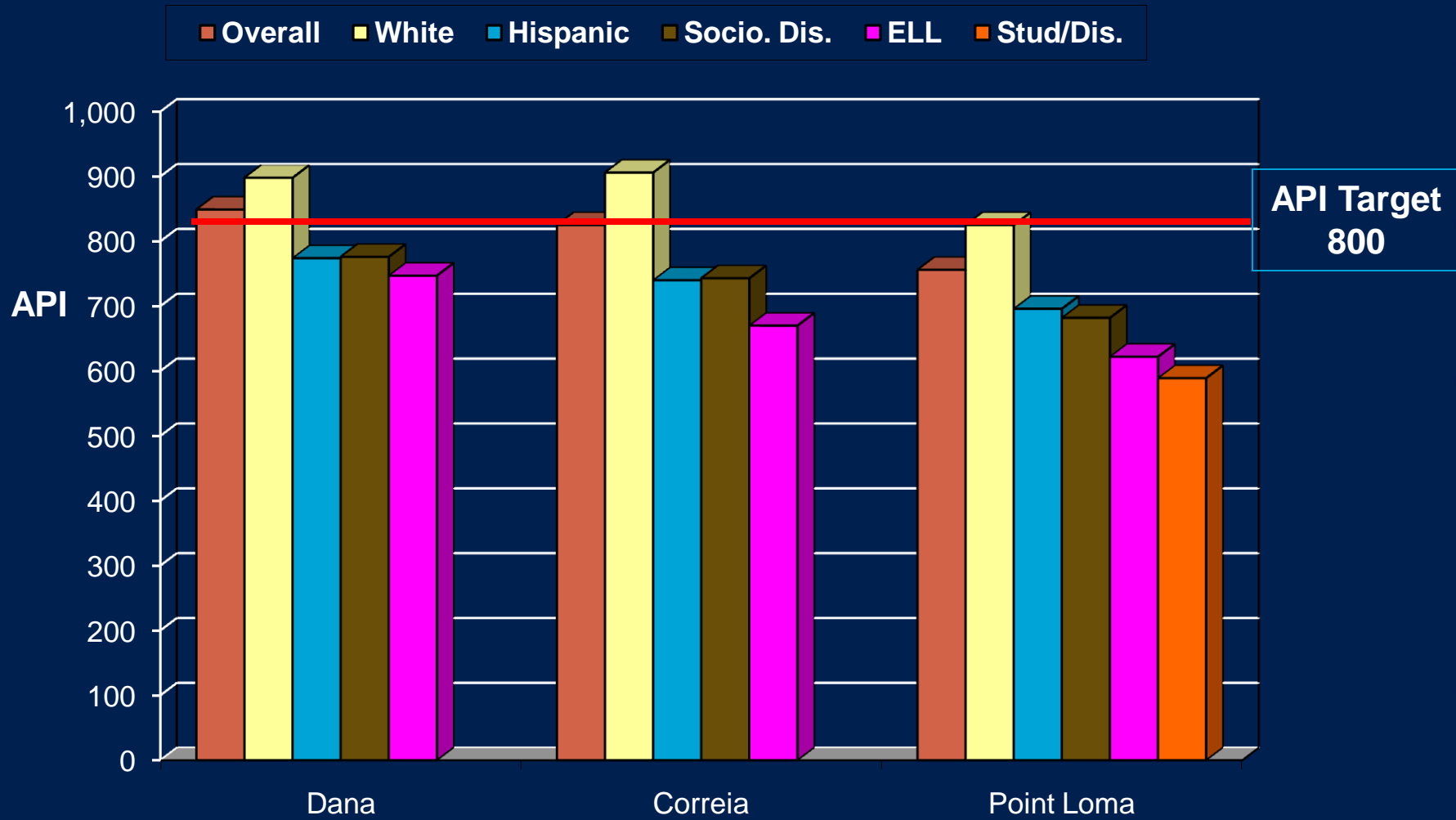
API closer between schools when comparing ethnic subgroups and socioeconomic.

*Dewey and Barnard not large enough student population to be statistically relevant.

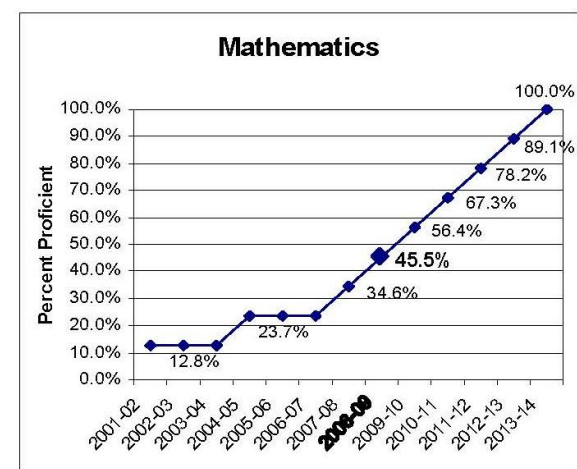
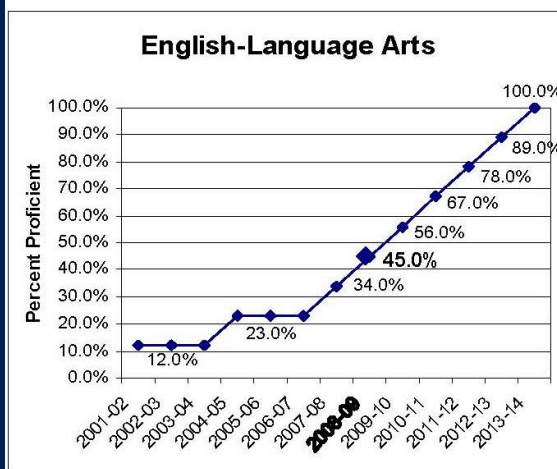
API 5 Years – Middle and Upper Schools (5-12)



API 2009 Breakdown – 6 thru 12 Schools

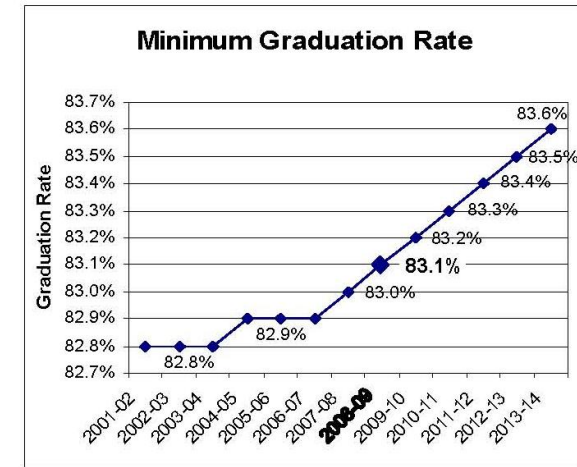
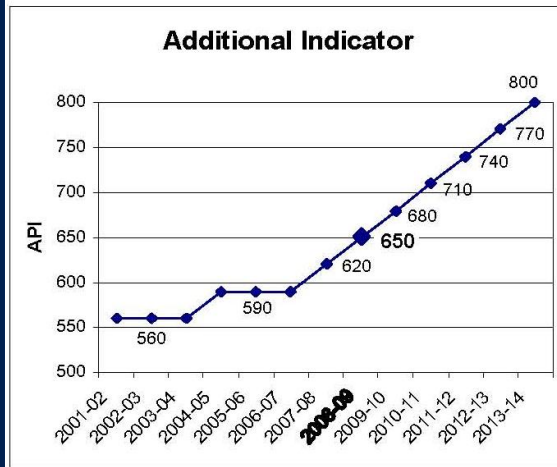


AYP Targets - 2002 – 2014 High Schools

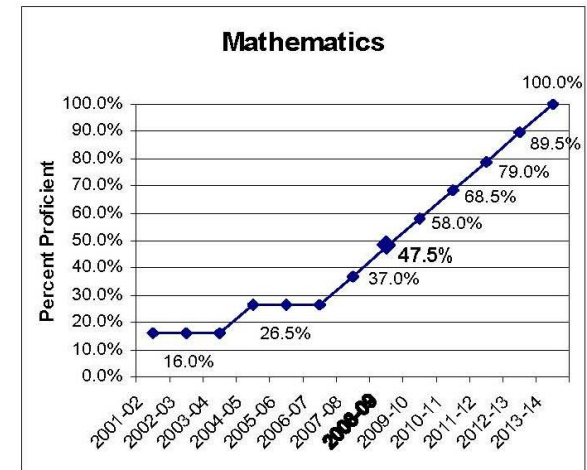
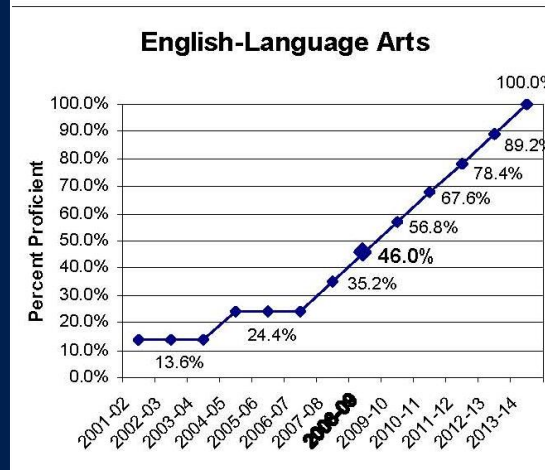


- Additional Indicator – Growth in the API of at least one point OR a minimum API score (schoolwide/LEA-wide)

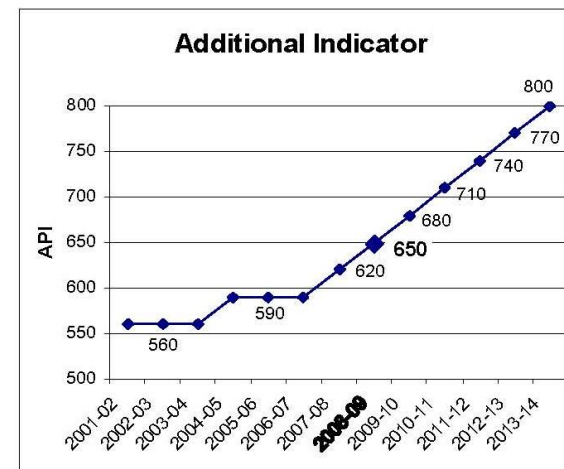
- Minimum graduation rate OR improvement of at least 0.1 from the previous year's rate OR improvement in the rate of at least 0.2 in the average two-year rate (schoolwide/LEA-wide)



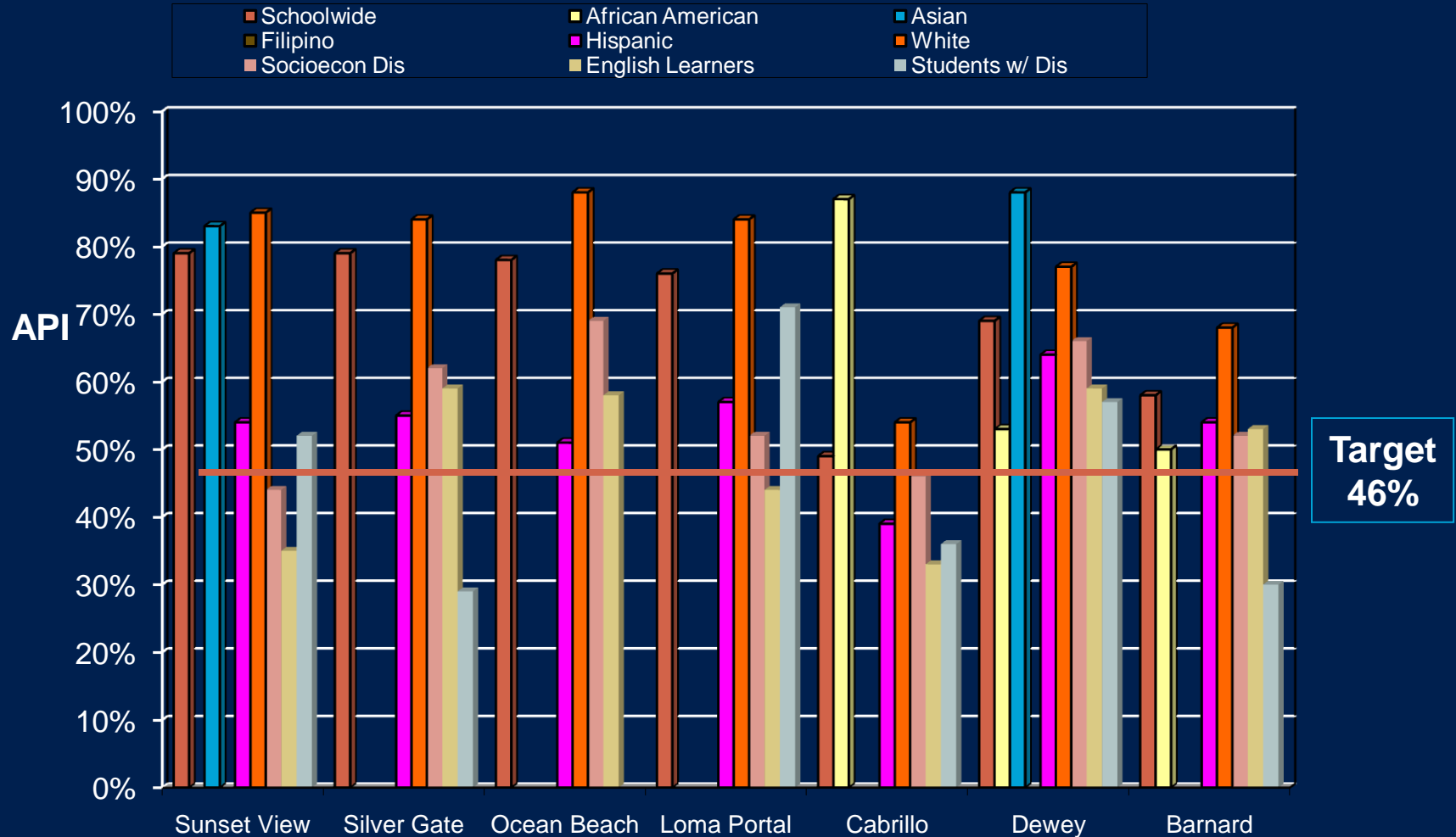
AYP Targets - 2002 – 2014 Elementary & Middle Schools



- Additional Indicator – Growth in the API of at least one point OR a minimum API score (schoolwide/LEA-wide)



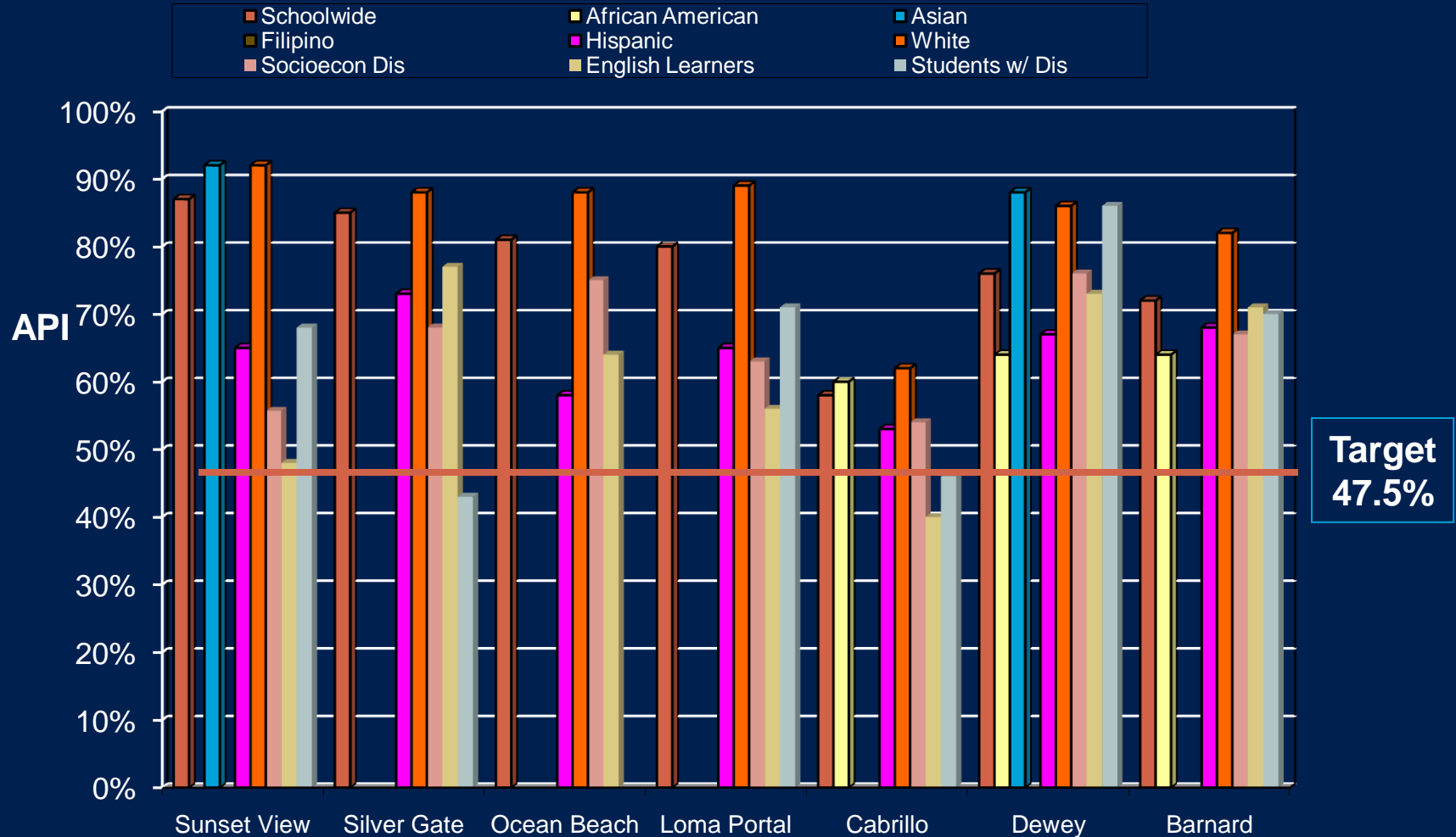
Proficiency Levels - ELA 2009 - Elementary Schools



All elementary schools met ELA target levels of proficiency

*Subgroups that show below proficiency may not have large enough student population to be statistically relevant.

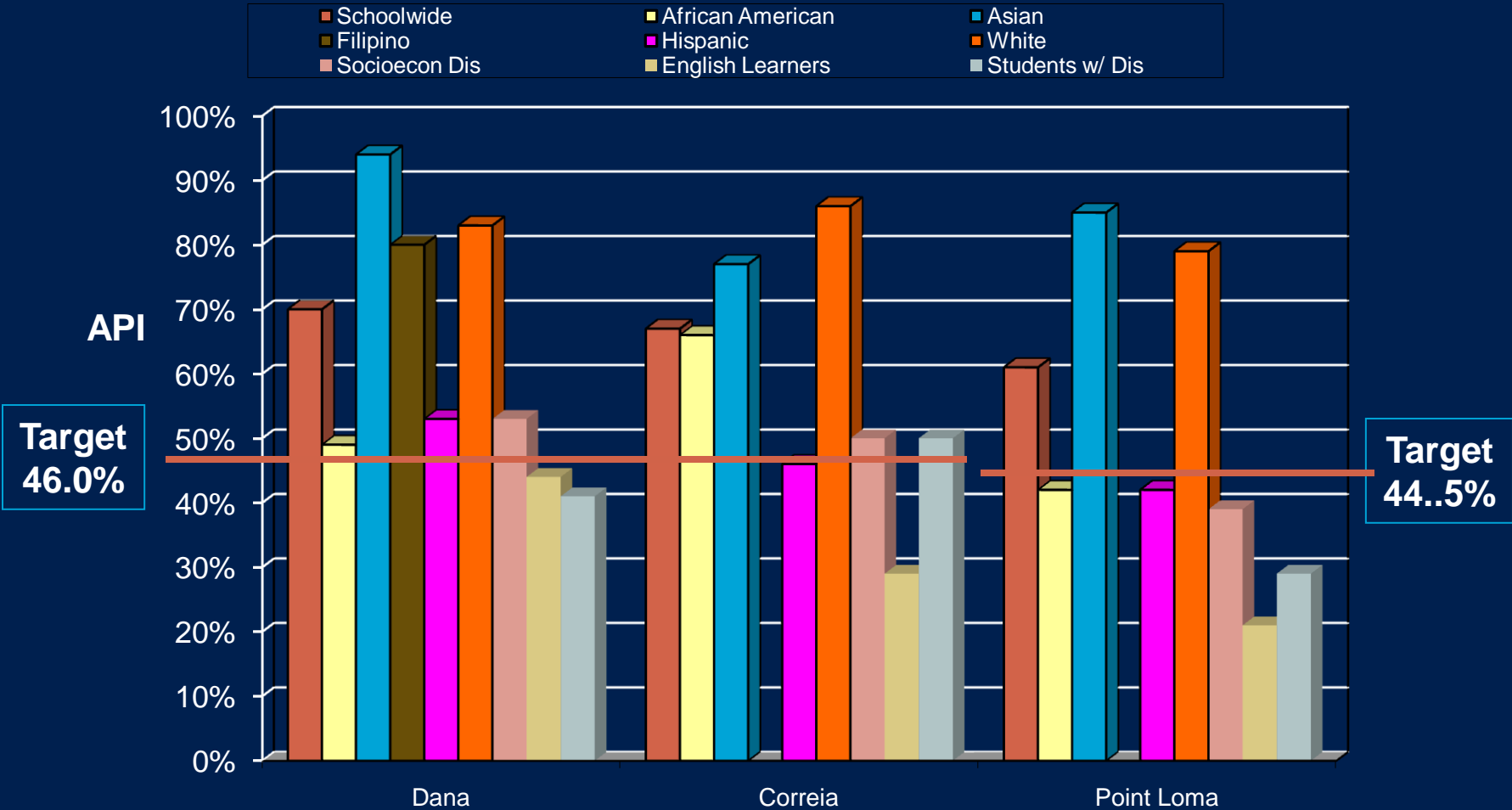
Proficiency Levels - Math 2009 - Elementary Schools



All elementary schools met Math target levels of proficiency

*Subgroups that show below proficiency may not have large enough student population to be statistically relevant.

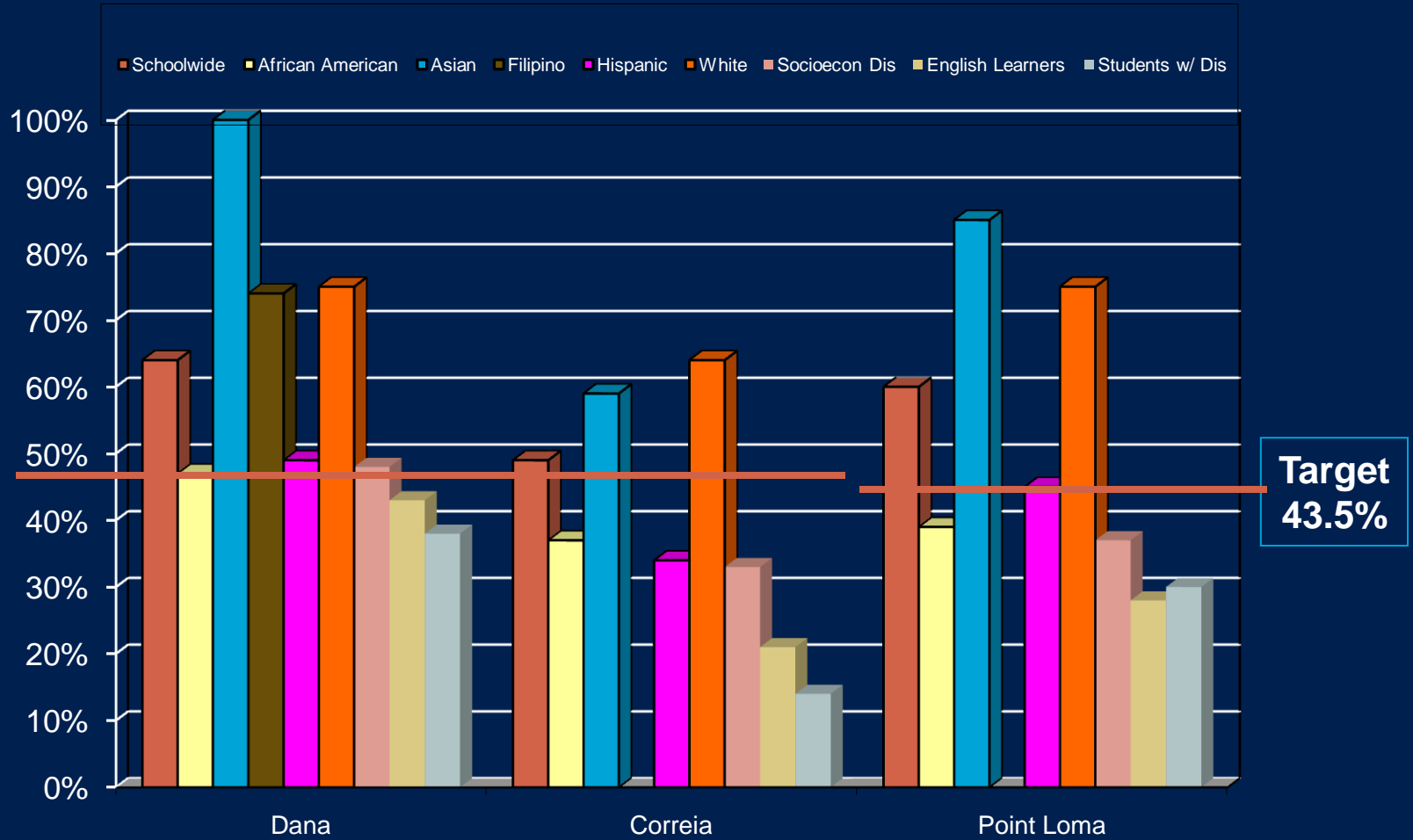
Proficiency Levels - ELA 2009 – Middle/High Schools



Dana met ELA target levels of proficiency – Correia & Point Loma did not

*Subgroups that show below proficiency may not have large enough student population to be statistically relevant.

Proficiency Levels - Math 2009 – Middle/High Schools



Dana met Math target levels of proficiency – Correia & Point Loma did not

*Subgroups that show below proficiency may not have large enough student population to be statistically relevant.

Barnard Elementary 2009 AYP Report

Federal Accountability: Adequate Yearly Progress (AYP)

Made AYP: Yes
Met 7 of 7 AYP Criteria

Met AYP Criteria:	English-Language Arts	Mathematics
Participation Rate	Yes	Yes
Percent Proficient	Yes	Yes
Academic Performance Index (API)		Yes
- Additional Indicator for AYP		
Graduation Rate		N/A

Met 2009 AYP Criteria

GROUPS	Participation Rate		Percent Proficient	
	English-Language Arts	Mathematics	English-Language Arts	Mathematics
Schoolwide	Yes	Yes	Yes	Yes
African American or Black (not of Hispanic origin)	--	--	--	--
American Indian or Alaska Native	--	--	--	--
Asian	--	--	--	--
Filipino	--	--	--	--
Hispanic or Latino	--	--	--	--
Pacific Islander	--	--	--	--
White (not of Hispanic origin)	--	--	--	--
Socioeconomically Disadvantaged	Yes	Yes	--	--
English Learners	--	--	--	--
Students with Disabilities	--	--	--	--

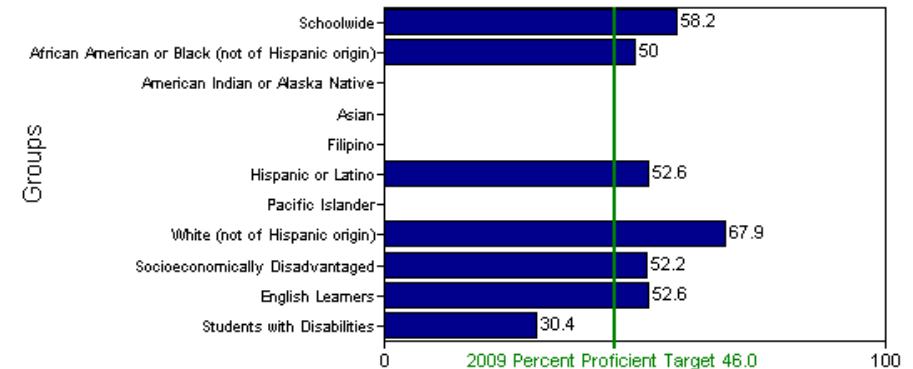
AYP Summary

- Met 7 of 7 AYP Criteria
- Met AYP - Yes

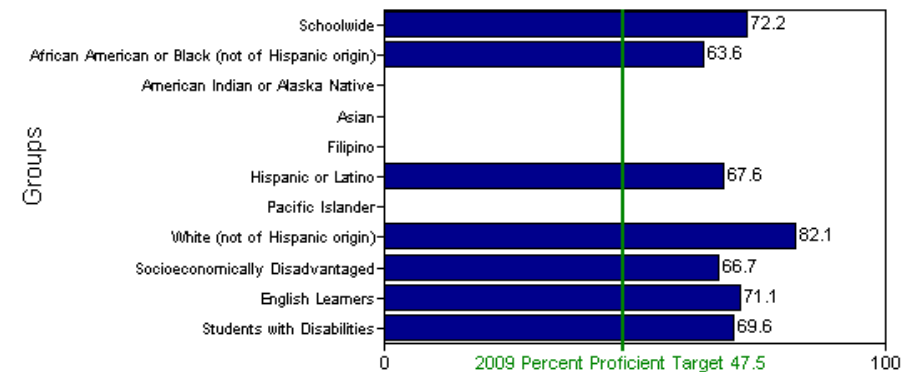
Made AYP: Yes

Met AYP Criteria:	English-Language Arts	Mathematics
Participation Rate	Yes	Yes
Percent Proficient	Yes	Yes
Academic Performance Index (API)		Yes
- Additional Indicator for AYP		
Graduation Rate		N/A

English-Language Arts - Percent At or Above Proficient



Mathematics - Percent At or Above Proficient



Note: If Proficiency Target has been met but % below target proficiency, subgroup not large enough to be statistically relevant.

Cabrillo Elementary 2009 AYP Report

Federal Accountability: Adequate Yearly Progress (AYP)

Made AYP: No
Met 14 of 15 AYP Criteria

Met AYP Criteria:	English-Language Arts	Mathematics
Participation Rate	Yes	Yes
Percent Proficient	No	Yes
Academic Performance Index (API)	Yes	
- Additional Indicator for AYP	Yes	
Graduation Rate	N/A	

Met 2009 AYP Criteria

GROUPS	Participation Rate		Percent Proficient	
	English-Language Arts	Mathematics	English-Language Arts	Mathematics
Schoolwide	Yes	Yes	Yes	Yes
African American or Black (not of Hispanic origin)	--	--	--	--
American Indian or Alaska Native	--	--	--	--
Asian	--	--	--	--
Filipino	--	--	--	--
Hispanic or Latino	Yes	Yes	No	Yes
Pacific Islander	--	--	--	--
White (not of Hispanic origin)	--	--	--	--
Socioeconomically Disadvantaged	Yes	Yes	Yes	Yes
English Learners	Yes	Yes	--	--
Students with Disabilities	--	--	--	--

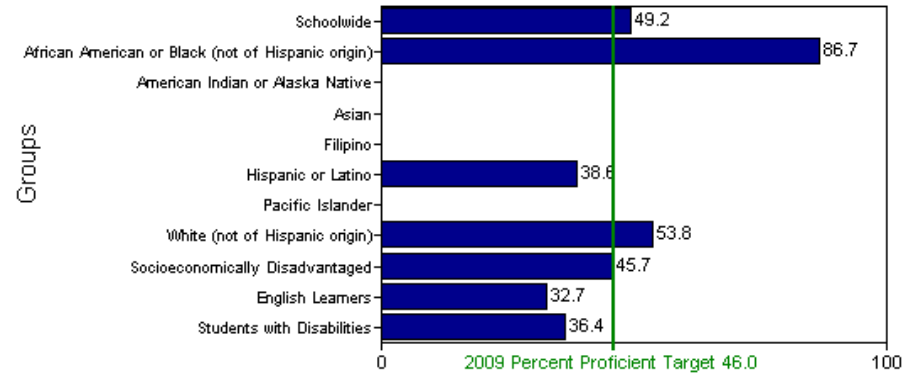
AYP Summary

- Met 14 of 15 AYP Criteria
- Met AYP – No
- Year 1 Program Improvement

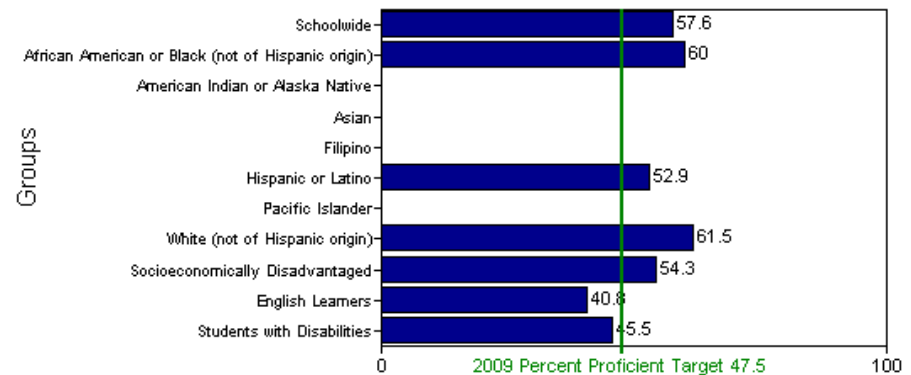
Made AYP: No

Met AYP Criteria:	English-Language Arts	Mathematics
Participation Rate	Yes	Yes
Percent Proficient	No	Yes
Academic Performance Index (API)	Yes	
- Additional Indicator for AYP	Yes	
Graduation Rate	N/A	

English-Language Arts - Percent At or Above Proficient



Mathematics - Percent At or Above Proficient



Note: If Proficiency Target has been met but % below target proficiency, subgroup not large enough to be statistically relevant.

Dewey Elementary 2009 AYP Report

Federal Accountability: Adequate Yearly Progress (AYP)

Made AYP: Yes
Met 17 of 17 AYP Criteria

Met AYP Criteria:	English-Language Arts	Mathematics
Participation Rate	Yes	Yes
Percent Proficient	Yes	Yes
Academic Performance Index (API)	Yes	
- Additional Indicator for AYP		
Graduation Rate	N/A	

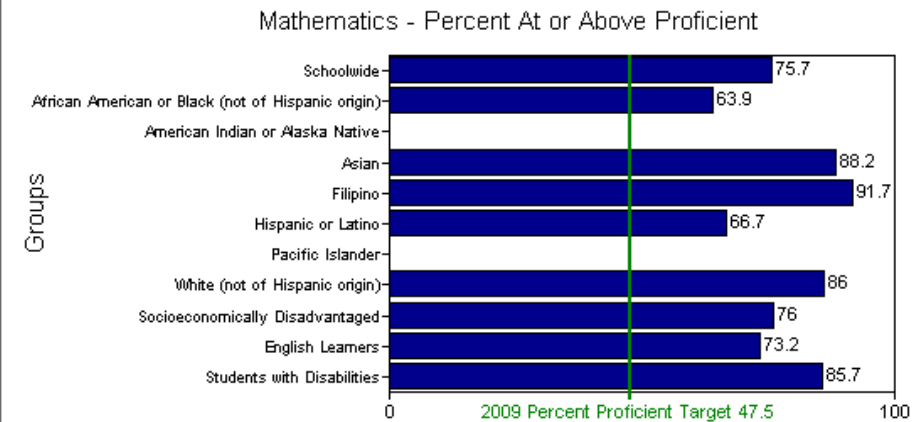
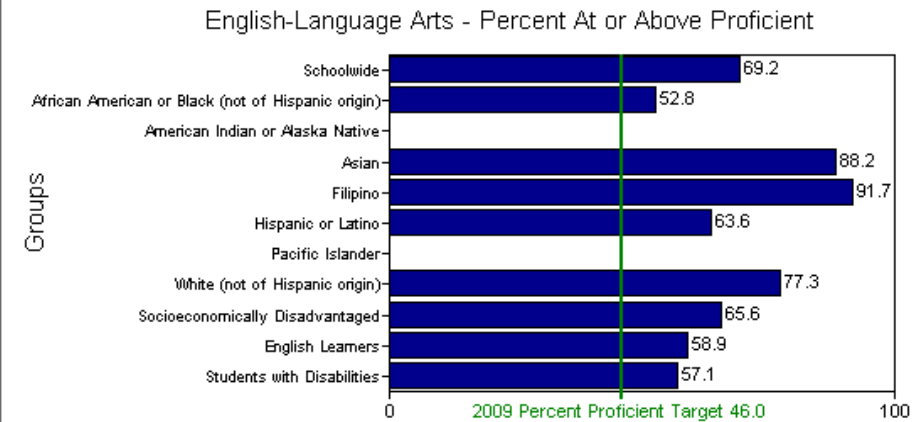
Met 2009 AYP Criteria

GROUPS	Participation Rate		Percent Proficient	
	English-Language Arts	Mathematics	English-Language Arts	Mathematics
Schoolwide	Yes	Yes	Yes	Yes
African American or Black (not of Hispanic origin)	--	--	--	--
American Indian or Alaska Native	--	--	--	--
Asian	--	--	--	--
Filipino	--	--	--	--
Hispanic or Latino	Yes	Yes	Yes	Yes
Pacific Islander	--	--	--	--
White (not of Hispanic origin)	--	--	--	--
Socioeconomically Disadvantaged	Yes	Yes	Yes	Yes
English Learners	Yes	Yes	Yes	Yes
Students with Disabilities	--	--	--	--

AYP Summary

- Met 17 of 17 AYP Criteria
- Met AYP - Yes

Made AYP:	Yes	
Met AYP Criteria:	English-Language Arts	Mathematics
Participation Rate	Yes	Yes
Percent Proficient	Yes	Yes
Academic Performance Index (API)	Yes	
- Additional Indicator for AYP		
Graduation Rate	N/A	



Note: If Proficiency Target has been met but % below target proficiency, subgroup not large enough to be statistically relevant.

Loma Portal Elementary 2009 AYP Report

Federal Accountability: Adequate Yearly Progress (AYP)

Made AYP: Yes
Met 17 of 17 AYP Criteria

Met AYP Criteria:	English-Language Arts	Mathematics
Participation Rate	Yes	Yes
Percent Proficient	Yes	Yes
Academic Performance Index (API) - Additional Indicator for AYP		Yes
Graduation Rate		N/A

Met 2009 AYP Criteria

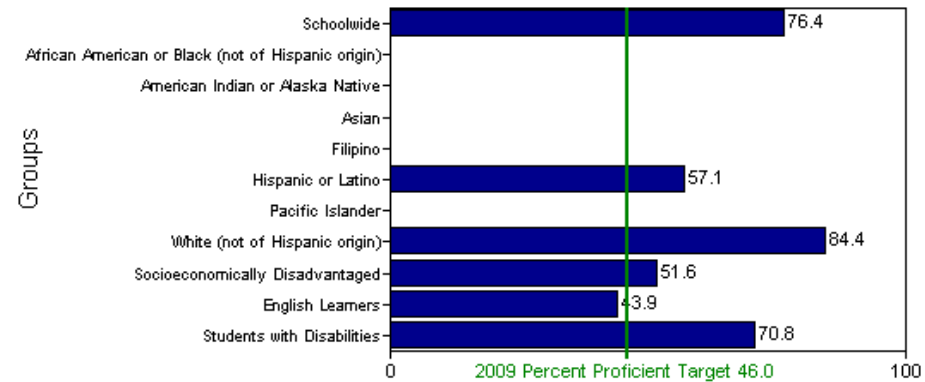
GROUPS	Participation Rate		Percent Proficient	
	English-Language Arts	Mathematics	English-Language Arts	Mathematics
Schoolwide	Yes	Yes	Yes	Yes
African American or Black (not of Hispanic origin)	--	--	--	--
American Indian or Alaska Native	--	--	--	--
Asian	--	--	--	--
Filipino	--	--	--	--
Hispanic or Latino	Yes	Yes	Yes	Yes
Pacific Islander	--	--	--	--
White (not of Hispanic origin)	Yes	Yes	Yes	Yes
Socioeconomically Disadvantaged	Yes	Yes	Yes	Yes
English Learners	--	--	--	--
Students with Disabilities	--	--	--	--

AYP Summary

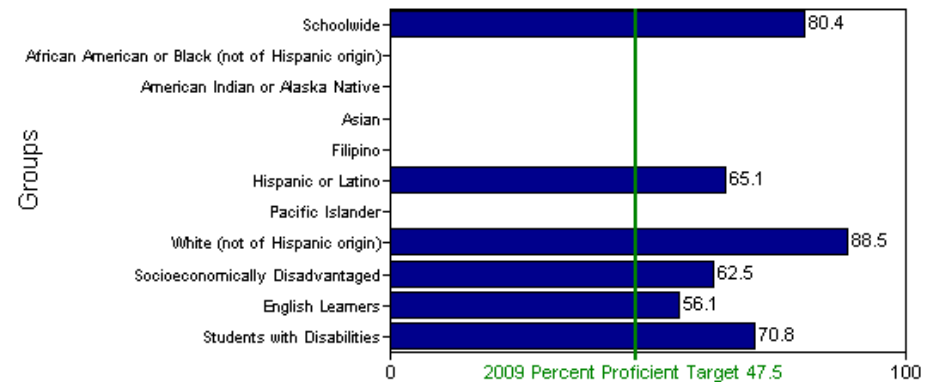
- Met 17 of 17 AYP Criteria
- Met AYP - Yes

Made AYP:	English-Language Arts	Mathematics
Met AYP Criteria:	Yes	Yes
Participation Rate	Yes	Yes
Percent Proficient	Yes	Yes
Academic Performance Index (API) - Additional Indicator for AYP		Yes
Graduation Rate		N/A

English-Language Arts - Percent At or Above Proficient



Mathematics - Percent At or Above Proficient



Note: If Proficiency Target has been met but % below target proficiency, subgroup not large enough to be statistically relevant.

Ocean Beach Elementary 2009 AYP Report

Federal Accountability: Adequate Yearly Progress (AYP)

Made AYP: Yes
Met 13 of 13 AYP Criteria

Met AYP Criteria:	English-Language Arts	Mathematics
Participation Rate	Yes	Yes
Percent Proficient	Yes	Yes
Academic Performance Index (API) - Additional Indicator for AYP	Yes	Yes
Graduation Rate	N/A	N/A

Met 2009 AYP Criteria

GROUPS	Participation Rate		Percent Proficient	
	English-Language Arts	Mathematics	English-Language Arts	Mathematics
Schoolwide	Yes	Yes	Yes	Yes
African American or Black (not of Hispanic origin)	--	--	--	--
American Indian or Alaska Native	--	--	--	--
Asian	--	--	--	--
Filipino	--	--	--	--
Hispanic or Latino	--	--	--	--
Pacific Islander	--	--	--	--
White (not of Hispanic origin)	Yes	Yes	Yes	Yes
Socioeconomically Disadvantaged	Yes	Yes	Yes	Yes
English Learners	--	--	--	--
Students with Disabilities	--	--	--	--

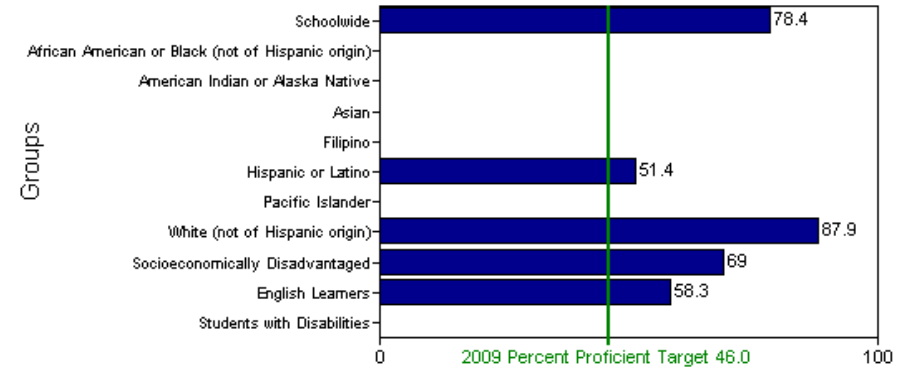
AYP Summary

- Met 13 of 13 AYP Criteria
- Met AYP - Yes

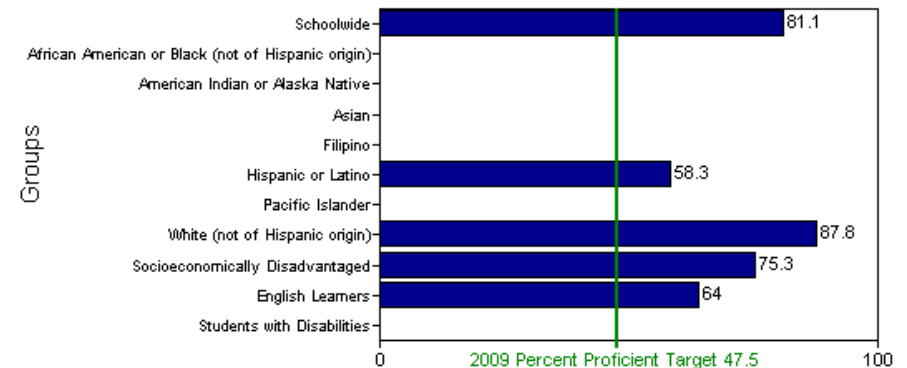
Made AYP: Yes

Met AYP Criteria:	English-Language Arts	Mathematics
Participation Rate	Yes	Yes
Percent Proficient	Yes	Yes
Academic Performance Index (API) - Additional Indicator for AYP	Yes	Yes
Graduation Rate	N/A	N/A

English-Language Arts - Percent At or Above Proficient



Mathematics - Percent At or Above Proficient



Note: If Proficiency Target has been met but % below target proficiency, subgroup not large enough to be statistically relevant.

Silver Gate Elementary 2009 AYP Report

Federal Accountability: Adequate Yearly Progress (AYP)

Made AYP: Yes
Met 13 of 13 AYP Criteria

Met AYP Criteria:	English-Language Arts	Mathematics
Participation Rate	Yes	Yes
Percent Proficient	Yes	Yes
Academic Performance Index (API) - Additional Indicator for AYP	Yes	
Graduation Rate	N/A	

Met 2009 AYP Criteria

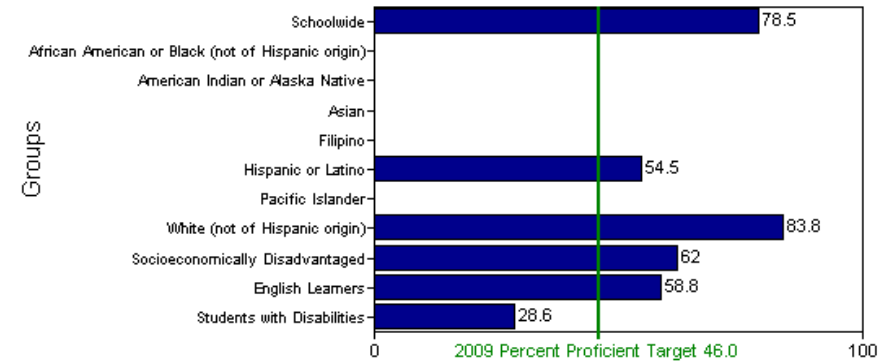
GROUPS	Participation Rate		Percent Proficient	
	English-Language Arts	Mathematics	English-Language Arts	Mathematics
Schoolwide	Yes	Yes	Yes	Yes
African American or Black (not of Hispanic origin)	--	--	--	--
American Indian or Alaska Native	--	--	--	--
Asian	--	--	--	--
Filipino	--	--	--	--
Hispanic or Latino	--	--	--	--
Pacific Islander	--	--	--	--
White (not of Hispanic origin)	Yes	Yes	Yes	Yes
Socioeconomically Disadvantaged	Yes	Yes	Yes	Yes
English Learners	--	--	--	--
Students with Disabilities	--	--	--	--

AYP Summary

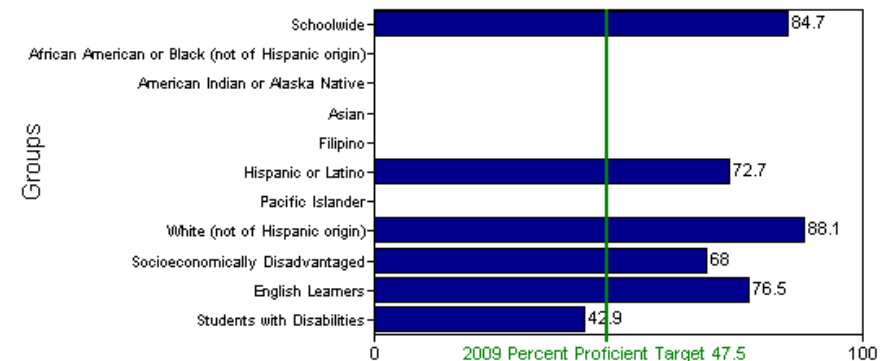
- Met 13 of 13 AYP Criteria
- Met AYP - Yes

Made AYP:	English-Language Arts	Mathematics
Participation Rate	Yes	Yes
Percent Proficient	Yes	Yes
Academic Performance Index (API) - Additional Indicator for AYP		Yes
Graduation Rate		N/A

English-Language Arts - Percent At or Above Proficient



Mathematics - Percent At or Above Proficient



Note: If Proficiency Target has been met but % below target proficiency, subgroup not large enough to be statistically relevant.

Sunset View Elementary 2009 AYP Report

Federal Accountability: Adequate Yearly Progress (AYP)

Made AYP: Yes
Met 9 of 9 AYP Criteria

Met AYP Criteria:	English-Language Arts	Mathematics
Participation Rate	Yes	Yes
Percent Proficient	Yes	Yes
Academic Performance Index (API)	Yes	
- Additional Indicator for AYP	Yes	
Graduation Rate	N/A	

Met 2009 AYP Criteria

GROUPS	Participation Rate		Percent Proficient	
	English-Language Arts	Mathematics	English-Language Arts	Mathematics
Schoolwide	Yes	Yes	Yes	Yes
African American or Black (not of Hispanic origin)	--	--	--	--
American Indian or Alaska Native	--	--	--	--
Asian	--	--	--	--
Filipino	--	--	--	--
Hispanic or Latino	--	--	--	--
Pacific Islander	--	--	--	--
White (not of Hispanic origin)	Yes	Yes	Yes	Yes
Socioeconomically Disadvantaged	--	--	--	--
English Learners	--	--	--	--
Students with Disabilities	--	--	--	--

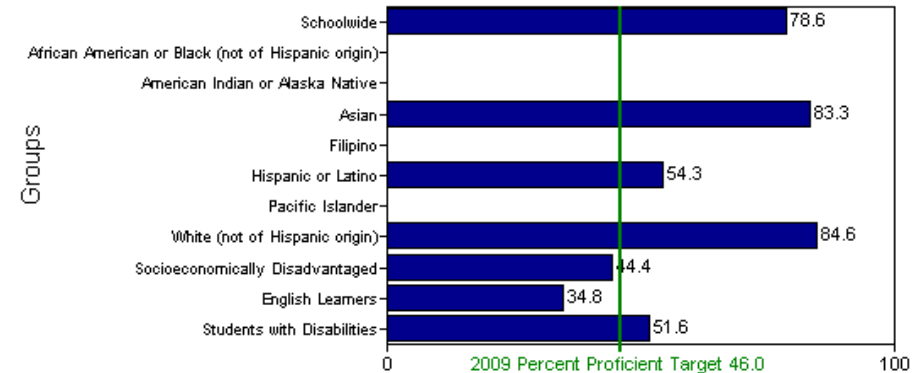
AYP Summary

- Met 9 of 9 AYP Criteria
- Met AYP - Yes

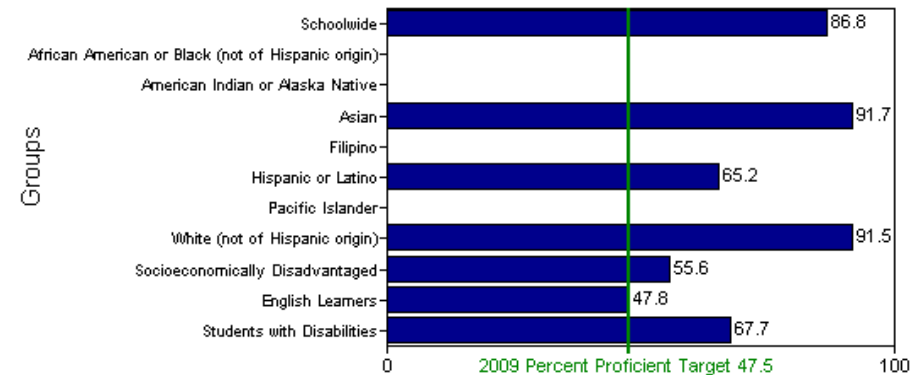
Made AYP: Yes

Met AYP Criteria:	English-Language Arts	Mathematics
Participation Rate	Yes	Yes
Percent Proficient	Yes	Yes
Academic Performance Index (API)	Yes	
- Additional Indicator for AYP	Yes	
Graduation Rate	N/A	

English-Language Arts - Percent At or Above Proficient



Mathematics - Percent At or Above Proficient



Note: If Proficiency Target has been met but % below target proficiency, subgroup not large enough to be statistically relevant.

Dana Middle School 2009 AYP Report

Federal Accountability: Adequate Yearly Progress (AYP)

Made AYP: Yes
Met 21 of 21 AYP Criteria

Met AYP Criteria:	English-Language Arts	Mathematics
Participation Rate	Yes	Yes
Percent Proficient	Yes	Yes
Academic Performance Index (API)	Yes	
- Additional Indicator for AYP	N/A	
Graduation Rate	N/A	

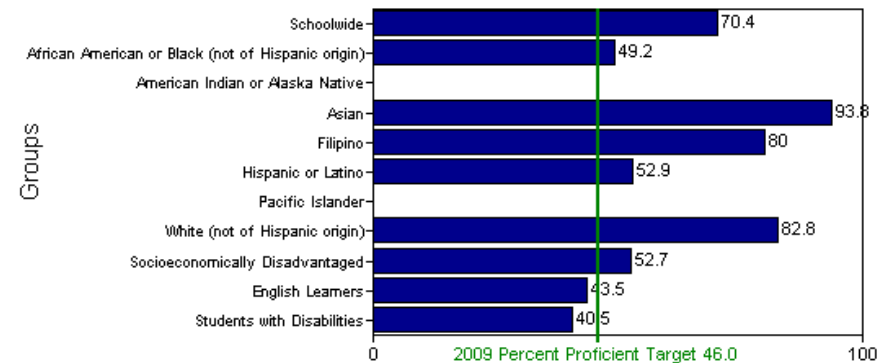
GROUPS	Met 2009 AYP Criteria			
	Participation Rate		Percent Proficient	
	English-Language Arts	Mathematics	English-Language Arts	Mathematics
Schoolwide	Yes	Yes	Yes	Yes
African American or Black (not of Hispanic origin)	--	--	--	--
American Indian or Alaska Native	--	--	--	--
Asian	--	--	--	--
Filipino	--	--	--	--
Hispanic or Latino	Yes	Yes	Yes	Yes
Pacific Islander	--	--	--	--
White (not of Hispanic origin)	Yes	Yes	Yes	Yes
Socioeconomically Disadvantaged	Yes	Yes	Yes	Yes
English Learners	Yes	Yes	Yes	Yes
Students with Disabilities	--	--	--	--

AYP Summary

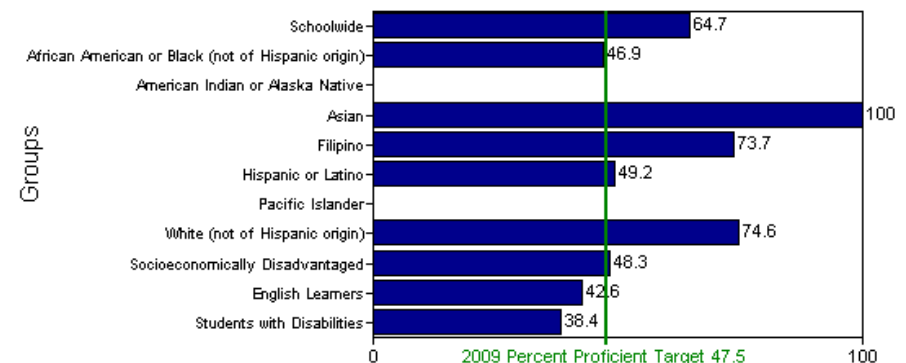
- Met 21 of 21 AYP Criteria
- Met AYP - Yes

Made AYP:	English-Language Arts	Mathematics
Yes	Yes	Yes
Met AYP Criteria:		
Participation Rate	Yes	Yes
Percent Proficient	Yes	Yes
Academic Performance Index (API)	Yes	
- Additional Indicator for AYP	N/A	
Graduation Rate	N/A	

English-Language Arts - Percent At or Above Proficient



Mathematics - Percent At or Above Proficient



Note: If Proficiency Target has been met but % below target proficiency, subgroup not large enough to be statistically relevant.

Correia Middle School 2009 AYP Report

Federal Accountability: Adequate Yearly Progress (AYP)

Made AYP: Yes
Met 21 of 21 AYP Criteria

Met AYP Criteria:	English-Language Arts	Mathematics
Participation Rate	Yes	Yes
Percent Proficient	Yes	Yes
Academic Performance Index (API)		Yes
- Additional Indicator for AYP		
Graduation Rate		N/A

Met 2009 AYP Criteria

GROUPS	Participation Rate		Percent Proficient	
	English-Language Arts	Mathematics	English-Language Arts	Mathematics
Schoolwide	Yes	Yes	Yes	Yes
African American or Black (not of Hispanic origin)	--	--	--	--
American Indian or Alaska Native	--	--	--	--
Asian	--	--	--	--
Filipino	--	--	--	--
Hispanic or Latino	Yes	Yes	Yes	Yes
Pacific Islander	--	--	--	--
White (not of Hispanic origin)	Yes	Yes	Yes	Yes
Socioeconomically Disadvantaged	Yes	Yes	Yes	Yes
English Learners	Yes	Yes	Yes	Yes
Students with Disabilities	--	--	--	--

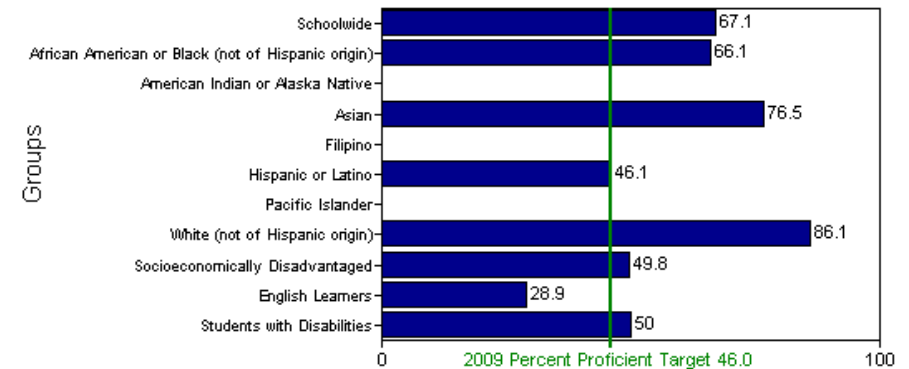
AYP Summary

- Met 21 of 21 AYP Criteria
- Met AYP – Yes (Year 1)
- Year 5 of Program Improvement

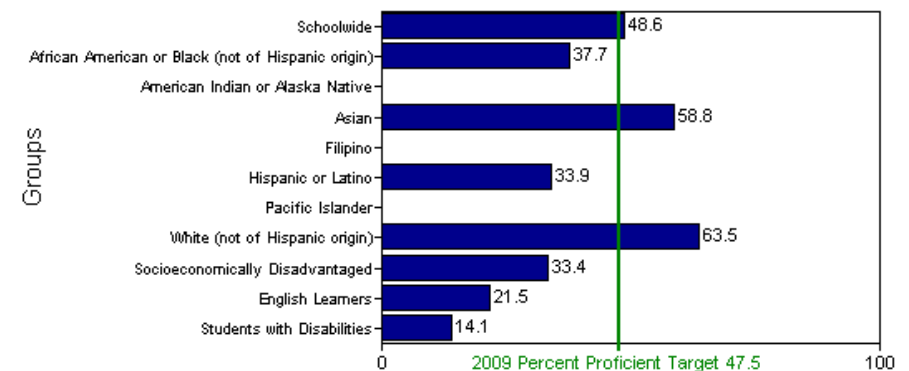
Made AYP: Yes

Met AYP Criteria:	English-Language Arts	Mathematics
Participation Rate	Yes	Yes
Percent Proficient	Yes	Yes
Academic Performance Index (API)		Yes
- Additional Indicator for AYP		
Graduation Rate		N/A

English-Language Arts - Percent At or Above Proficient



Mathematics - Percent At or Above Proficient



Note: If Proficiency Target has been met but % below target proficiency, subgroup not large enough to be statistically relevant.

Point Loma High School 2009 AYP Report

Federal Accountability: Adequate Yearly Progress (AYP)					
Made AYP:	No				
Met 21 of 22 AYP Criteria					
Met AYP Criteria:	English-Language Arts	Mathematics			
Participation Rate	Yes	Yes			
Percent Proficient	No	Yes			
Academic Performance Index (API)			Yes		
- Additional Indicator for AYP					
Graduation Rate			Yes		
Met 2009 AYP Criteria					
GROUPS	Participation Rate		Percent Proficient		
	English-Language Arts	Mathematics	English-Language Arts	Mathematics	
Schoolwide	Yes	Yes	Yes	Yes	
African American or Black (not of Hispanic origin)	--	--	--	--	
American Indian or Alaska Native	--	--	--	--	
Asian	--	--	--	--	
Filipino	--	--	--	--	
Hispanic or Latino	Yes	Yes	Yes	Yes	
Pacific Islander	--	--	--	--	
White (not of Hispanic origin)	Yes	Yes	Yes	Yes	
Socioeconomically Disadvantaged	Yes	Yes	No	Yes	
English Learners	Yes	Yes	Yes	Yes	
Students with Disabilities	--	--	--	--	

AYP Summary

- Met 21 of 22 AYP Criteria
- Met AYP - No
- Year 1 of Program Improvement

Made AYP: No

Met AYP Criteria:

Participation Rate

Percent Proficient

Academic Performance Index (API)

- Additional Indicator for AYP

Graduation Rate

English-Language Arts

Yes

No

Mathematics

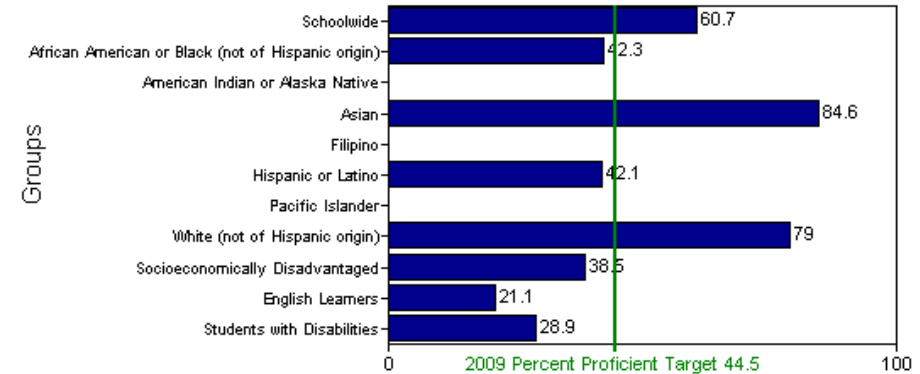
Yes

Yes

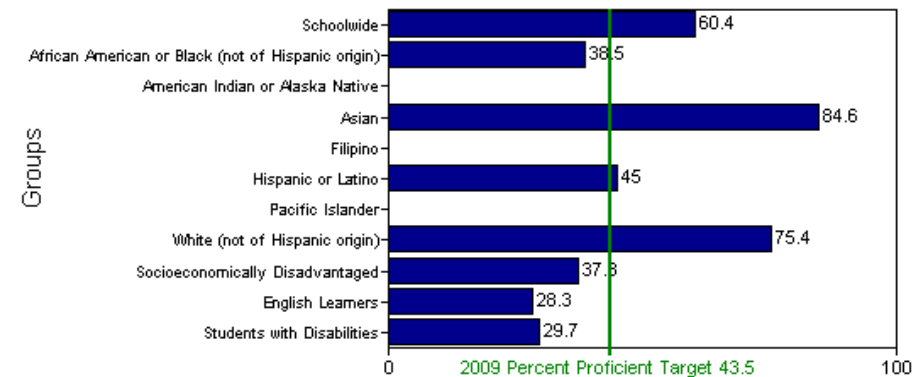
Yes

Yes

English-Language Arts - Percent At or Above Proficient



Mathematics - Percent At or Above Proficient



Note: If Proficiency Target has been met but % below target proficiency, subgroup not large enough to be statistically relevant.

Appendix

Questions & References

Test Scores API and AYP Results

[Annual Yearly Progress \(AYP\) By School](#)

[Academic Performance Index \(API\) By School](#)

Parent Resources

[Overview of the Accountability Progress Reporting System](#)

[Parent Guide To School Accountability Reporting](#)

[API Home Page State of California](#)

[AYP Home Page State of California](#)

Learn More About Our Schools

www.pointlomahigh.com

www.correiamiddle.com

www.danamiddle.com

www.silvergateschool.com

Other cluster schools see www.sandi.net

Questions & References

Learn More About Transforming Education

[lbrary.com](#)

[George Lucas Educational Foundation](#)

[North Central Regional Educational Lab](#)

[Partnership For 21st Century Skills](#)

[Tech Learning](#)

[eSchool News](#)

[Marc Prensky](#)

[ICT Literacy](#)

[National Educational Foundation](#)

[US Department Of Education Technology Plan](#)